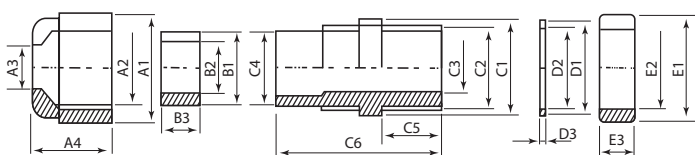


Cable Glands



NPT Series Specifications

Material	PL (Nylon), UL94
Working Temperature	-40°C to 100°C (-40°F to 212°F) in static state instantaneous heat resistance up to 120°C -20°C to 80°C (-4°F to 176°F) in dynamic state - Instantaneous heat resistance up to 100°C
Hermetic Seal	NBR

Part Numbers and Size

SIZE CABLE Ømm	MODEL	
	Beige	Black
3.5 ~ 6	BC-PG-7 -G	BC-PG-7 -B
4 ~ 8	BC-PG-9 -G	BC-PG-9 -B
5 ~ 10	BC-PG-11 -G	BC-PG-11 -B
6 ~ 12	BC-PG-13.5 -G	BC-PG-13.5 -B
10 ~ 14	BC-PG-16 -G	BC-PG-16 -B
12 ~ 15	BC-PG-19 -G	BC-PG-19 -B
13 ~ 18	BC-PG-21 -G	BC-PG-21 -B
15 ~ 19	BC-PG-25 -G	BC-PG-25 -B
18 ~ 25	BC-PG-29 -G	BC-PG-29 -B
22 ~ 32	BC-PG-36 -G	BC-PG-36 -B
30 ~ 38	BC - PG-42 -G	BC-PG-42 -B
34 ~ 44	BC-PG-48 -G	BC-PG-48 -B
42 ~ 50	BC-PG-63 -G	BC-PG-63 -B

Dimensions

Unit: mm

Part Number	Ømm (cable)	A1	A2	A3	A4	B1	B2	B3	C1	C2	C3	C4	C5	C6	D1	D2	D3	E1	E2	E3
BC-PG-7	3.5~6	17	12.5	7	15.5	8	6	7.5	17.5	12	8	8.5	8	29	17	11	1.5	19.5	12	5
BC-PG-9	4~8	20.5	15.5	8.5	15	10.5	8	8.5	21	16	11	10.5	8	31.5	21	15.5	1.5	24	15.5	5
BC-PG-11	5~10	24	18.5	10.5	16.5	13.5	9.5	8.5	24	18	14	14	8	33	24	18	1.5	26	18	5
BC-PG-13.5	6~12	26.5	20.5	12.5	18.5	15.5	11.5	7.5	26	20	16	16	9	33.5	26	20	1.5	29	21.5	5.5
BC-PG-16	10~14	29.5	22.5	14	18	17	13	9	29.5	22	17.5	18	10	36	29.5	21.5	1.5	32.5	22.5	6
BC-PG-19	12~15	30	24.5	16	20	18	15	8.5	30	23.5	18.5	18.5	10	37	30	23	1.5	33	24.5	6
BC-PG-21	13~18	36	29.5	18	23	21	17	10.5	36	28	22	22.5	10	41	36	27.5	1.5	39	27.5	6.5
BC-PG-25	15~19	39	31	20.5	21	23	19	11	39	29.5	24	24	11	41	39	28.5	1.5	40	30	7
BC-PG-29	18~25	45.5	37	25	25.5	29.5	24.5	14	45	36.5	30.5	30.5	12	46.5	45	36	1.5	49.5	37	7.2
BC-PG-36	22~32	59	48.5	32	29.5	39	32.5	16	57.5	46.5	39.5	39.5	13.5	55	57.5	45	1.5	64.5	47	7.5
BC-PG-42	30~38	67.5	56	38	30	46.5	39	16.5	66	53.5	47.5	45.5	14.5	56.5	66	52.5	2	69	54	7.9
BC-PG-48	34~44	72	60.5	43.5	29.5	50	44	16.5	70.5	58.5	52	51	14	56.5	69.5	57.5	2	76	59	7.9
BC-PG-63	42~50	76	67.2	49.7	39.8	60	53.3	18.8	76.5	70	61	58	27	77	70	65	3	81	68	9.2

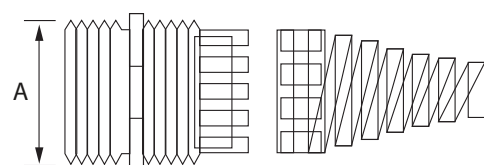
Bend Proof Cable Glands



Part Numbers and Size

Unit: mm

Part number	Cable Range	Screw width(A)	Mounting Hole
BC-BP-PG 7	3 ~ 5.5	12.5	12.5 ~ 12.8
BC-BP-PG 9	4 ~ 6.5	15.2	15.2 ~ 15.5
BC-BP-PG 11	5 ~ 8	18.6	18.6 ~ 18.9
BC-BP-PG 13.5	6 ~ 10	20.4	20.4 ~ 20.7
BC-BP-PG 16	7 ~ 12.5	22.5	22.5 ~ 22.8
BC-BP-PG 21	12.5 ~ 18	28.3	28.3 ~ 28.7



Part Numbers and Size

Unit: mm

Part number	Thread	Cable	A	B	Da	H	H1
BC-RG-PG 7	12.5	3~5	13	0.5~2	20	12.6	5.4
BC-RG-PG 9	15.2	5~7	16	1~4	21	17.8	10.3
BC-RG-PG11	18.6	7~10	19	1~4	24	19.8	12.7
BC-RG-PG16	22.5	10~14	23	1~4	28	21.6	14.7
BC-RG-PG21	28.3	14~20	29	1~4	35	24.6	17.6
BC-RG-PG29	37	20~26	38	1~4	46	28.5	20
BC-RG-PG36	47	26~35	48	1~4	58	34.9	23.9

Part Numbers and Size

Unit: mm

Part number	A	D	L1	L
BC-HP-PG 8	7.8	11.9	1.6	8
BC-HP-PG10	9.5	13	1.6	10.5
BC-HP-PG13	12.7	16.9	1.6	10.5
BC-HP-PG16	15.9	19.8	1.6	10.5
BC-HP-PG19	19	22.9	1.6	10.5
BC-HP-PG22	22.2	24.9	1.6	11.5
BC-HP-PG26	25.5	28.3	1.6	11.5
BC-HP-PG30	30	34.2	1.6	11.5

Specifications

Material	PC(BC-CG), ABS(BC-AG)
Temperature range	ABS: -40°C to 86°C (-40°F to 185°F)
	UL94-HB Non-Flammable
	Polycarbonate: -40°C to 120°C (-40°F to 248°F)
	UL94-V-0~5VA(Grey) Non-flammable
Rated Current	17A 240VAC

Part Numbers and Size

Unit: mm

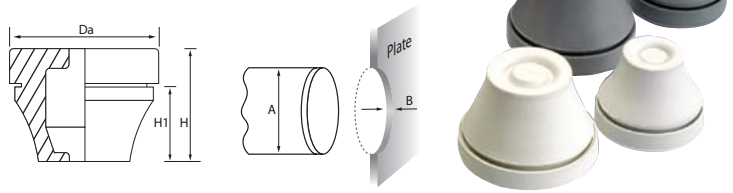
Part number	A	Cut Out (B)	Fan Size
BC-AG-V60 BC-CG-V60	50 ±0.3mm	63 ~ 65Φ	60Φ
BC-AG-V80 BC-CG-V80	71.5±0.3mm	88 ~ 90Φ	80Φ

Part Numbers and Size

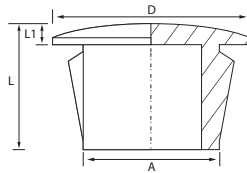
Unit: mm

Part number	A	B	C	D
B40	43	18	14	6
B50	49	22	14	7
B60	58	25	16	9

Rubber Grommet



Hole Plug



Ventilators



Wall Mounting Bracket

