LTECH

DALI
Push DIM

LED Intelligent Driver

- Dimming interface: DALI, Push Dim.
- T-PWM™ digital dimming.
- Dimming range: 0~100%, LED start at 0.01% possible.
- Support lamp current state and fault feedback function.
- DALI dimming curve: liner curve or logarithmic curve.
- 0-100% flicker-free (IEEE 1789 standard).
- Innovative thermal management technology, intelligent power life protection.
- Multiple current & wide voltage, suitable for different power LED.
- Over-heat / Over load / Short circuit protection, recover automatically.
- DALI bus standard: IEC62386-101,102, 207.
- Suitable for internal lights application for Ⅰ/Ⅱ/Ⅲ.



T-PWM™
Super depth dimming technology

Flicker-free
IEEE 1789

Dimmable:
0.01-100%

SELV RoHS Class 2

DALI Push DIM | T-PWM Super depth dimming technology | PF >0.98 | Flicker-free IEEE 1789 | Multiple Current | Over-heat Protection | Short Circuit Protection | Over Load Protection

Specification

Model		DALI-15-150-700-F1A1
OUTPUT	Output Voltage	10-42Vdc
	Max Output Voltage	48Vdc
	Output Current	150-700mA
	Output Power Range	1.5W~15W
	Fluctuation Depth	Almost flicker-free / High frequency exemption assessment level.
	Dimming Range:	0~100%, dimming depth: 0.01%
	LF current ripple(<120Hz)	<2%
	Current Accuracy	±5%
	Ripple & Noise	≤2V
	PWM Frequency	≤3600Hz
INPUT	Dimming Interface	DALI, Push Dim
	Input Voltage Range	100-240Vac, 127-250Vdc (Push Dim is unsupported for DC input)
	Frequency	0/50/60Hz
	Input Current	115Vac≤0.2A, 230Vac≤0.1A
	Power Factor	115Vac>0.98 , 230Vac>0.9
	THD	230Vac@THD≤15% (full load)
	Efficiency	>82%
	Inrush Current(typ.)	Cold start 3.6A at 230Vac (twidth=45μs measured at 50% Ipeak)
	Control surge capability	L-N: 1kV
	Leakage Current	<0.5mA/230Vac
ENVIRONMENT	Working Temperature	ta: -20°C ~ 50°C tc: 80°C
	Working Humidity	20 ~ 95%RH, non-condensing
	Storage Temp., Humidity	-40°C ~ 80°C, 10~95%RH
	Temp. Coefficient	±0.03%/°C (0-50°C)
	Vibration	10~500Hz, 2G 12min./1cycle, period for 72min. each along X, Y, Z axes.
PROTECTION	Over-heat Protection	Intelligently adjusting or turning off the output current if the PCB temperature ≥110°C, auto recovers.
	Over Load Protection	Shut down the output when current load≥102%, auto recovers.
	Short Circuit Protection	Shut down automatically if short circuit occurs, auto recovers.
SAFETY & EMC	Withstand Voltage	I/P-O/P: 3750Vac
	Isolation Resistance	I/P-O/P: 100MΩ/500VDC/25°C/70%RH
	Safety Standards	IEC/EN61347-1, IEC/EN61347-2-13
	EMC Emission	EN55015, EN61000-3-2 Class C, IEC61000-3-3
	EMC Immunity	EN61000-4-2,3,4,5,6,8,11 EN61547
	Strobe Test Standard	IEEE 1789
OTHERS	Dimension	167×41×32mm(L×W×H)
	Packing	168×43×35mm(L×W×H)
	Weight(G.W.)	165g±10g

LED Current Selection

DIP switch for 8 optional currents' quick selection

DIP switch		1 2 3	1 2 3	1 2 3	1 2 3	1 2 3	1 2 3	1 2 3	1 2 3	ON OFF
DALI-15-150-700-F1A1	Output Current	150mA	200mA	300mA	350mA	500mA	550mA	650mA	700mA	
	Output Voltage	10-42V	10-42V	10-42V	10-42V	10-30V	10-27V	10-23V	10-21.5V	
	Output Power	1.5-6.3W	2-8.4W	3-12.6W	3.5-14.7W	5-15W	5.5-14.85W	6.5-14.95W	7-15.05W	

✻ After current setting by DIP switch, power off and then power on to make the new current effective.

✻ E.g. LED 3.2V/pcs: 10-42V can power 3-13pcs LEDs in series, 10-21.5V can power 3-6pcs LEDs, the max quantity of LEDs in series will be subject to the actual voltage of LED.

Connections

DALI Connection

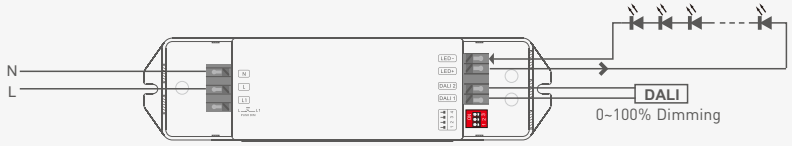

Push Dim Connection

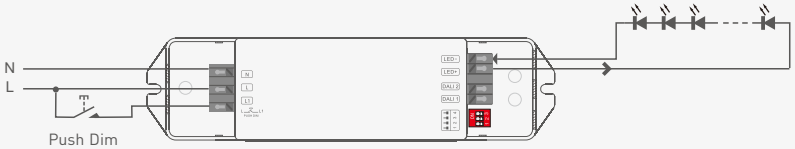

Short press to on/off, long press to dim.

The dimming interface priority: First DALI, next Push Dim,

Push Dimming

Reset Switch

- On/off control: Short press.
- Stepless dimming: Long press.
- With every other long press, the light level goes to the opposite direction.
- Dimming memory: Brightness will be the same as previously adjusted when turning off and on again.

Dimensions

Unit: mm

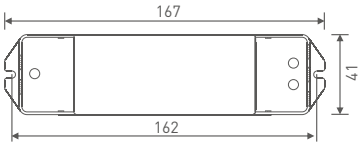

✻ No further notice if any changes in the manual.
Product function depends on the goods.
Please feel free to contact your supplier if any question.