

VIMAR

CATALOGUE  
*english*



**EIKON**



# EIKON



EIKON CHROME

---

EIKON EVO

---

EIKON TACTIL

---

# Eikon: four designs, the same universe.

Four lines of cover plates with different designs, dimensions and finishes, all designed for superlative energy management. Tactil, Evo, Chrome, and from today also Eikon Exé, which with its essential design completes a universe where purity and elegance, technology and cutting-edge functionality make a perfect match.



EIKON EXÉ

Material and form

EIKON

## Eikon Exé

> The essence of material.

Fine natural materials provide an unmistakable textured effect, defining the identity and personality of every finish.





EIKON

## Eikon Exé

> The essence of form.

Pure, minimal shapes underline the Eikon Exé look. Squared corners and striking silhouettes for a cover plate that blends in seamlessly with any environment. Stylish details, 100% made in Italy.





EIKON

## Eikon Exé

### > Materials and finishes.

The cover plates are made using materials resulting from a meticulous selection process, favouring the finest, natural type. The high quality for the 27 finishes creates a different, original soul each time, offering a full variety of solutions suitable for every environment.









# EIKON

The different materials processed tell of a culture of know-how where even the smallest detail has been carefully studied to offer an absolutely unique effect.



 Exclusive metals and  
Brushed metals

 The Polished metals

 The Total Look metals

 The Marbled stoneware



# Eikon Tactil

> The future is now.

Eikon Tactil is beauty and intelligence: it wears a precious material - crystal -, in 4 colour variants - diamond white, diamond black, pearl grey and water - and has advanced solutions, including the touch function and the proximity sensor which brings it to life as soon as you come near the device, one step ahead of your movements.



# Eikon Evo

> Luxury is unveiled.

A veritable evolution in style and technology. Forms designed to be noticed, sizes which delicately stand out on walls, ultra-thin profiles, unique colours and combinations. Eikon Evo cover plates are available in eight materials that capture the latest interior design trends and bring out the best in any living style.



EIKON

## Eikon Chrome

> It's all in the details.

Two forms, one rigorous and one curved, and the presence of details that take centre stage, like the frame surrounding the buttons and controls, which stand out for their understated elegance. Buttons in three colour variants: anthracite grey, white, Next silver and cover plates in as many materials that interpret your every wish with extraordinary precision.



WITH CHROME FRAME

Chrome is also available in the Total Look version: buttons and devices are perfectly coordinated with the colour of the cover plates and frames, defining a unique style.



**TOTAL LOOK**

# EIKON

## CONTROL AND MONITORING DEVICES.

Eikon can meet any installation and aesthetic needs with its numerous types of control: rocker, axial, home automation, infra-red, touch and radio frequency. All with the technological precision that Vimar guarantees. Available in anthracite grey, white or Next, Eikon controls can be freely combined with the cover plates and fit perfectly into any living style.

### Three colour variants and three modular designs.

The elegance of anthracite grey, the purity of white and the modernity of Next sliver. 1-, 2- and 3-module controls and vast potential for customisation with laser-engraved symbols. Eikon can meet all installation and aesthetic needs.



Anthracite grey buttons

White buttons

Next buttons

## > Traditional controls.

There are many ways to activate a device: from axial to rocker technology, each featuring mechanical quality - precise and silent - that offers perfect operation overtime. In addition, the ergonomics of the buttons accompanies and simplifies control gestures, while backlighting ensures that the associated functions are always legible and intuitive.







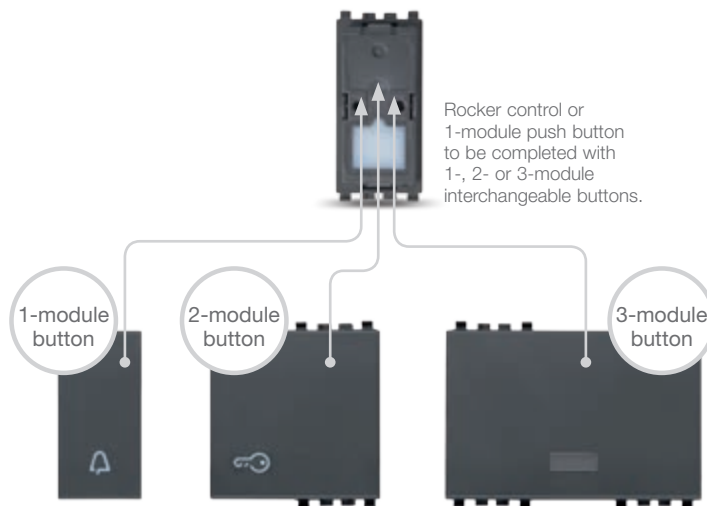
### Rocker controls.

The spring geometry of the moving contact of the mechanism performs a natural cushioning function, reducing its electrical recoils and wear, also thanks to a large increase in the quantity of silver of the contacts.



### Axial controls.

Reliability meets aesthetics in this technology, where the buttons are always aligned, regardless of whether the function is on or off.



### Technology.

Movement is transferred from the button to the mechanism using a worldwide-patented joint-pin system. Thanks to **soft action technology**, the rocker and axial controls feature especially silent and precise movement with a low profile, while the silky effect of the buttons is accompanied by a soft and muffled sound.


### Mechanism.

A 1-module rocker control may be a 1-way or 2-way switch, a reversing switch or a push button, and its interchangeable button may be blank or customised with a function symbol. The mechanism can be fitted with a **1-, 2- or 3-module button**, depending on the lighting point to be created.



### LED backlighting.

Efficient, energy-saving LED backlighting, available in different colours, makes controls visible even in the dark, while the symbols, either laser-engraved or customised, always clearly indicate the various functions.



The hi-tech, fluid amber light that is typical of Eikon controls is available as the standard backlighting colour and perfectly matches the displays on the electronic devices.

# EIKON

## CONTROL AND MONITORING DEVICES.

### > Electronic and home automation controls.

As well as conventional electromechanical controls, Eikon offers devices incorporating state-of-the-art technologies, such as home automation controls, able to integrate in a home or building automation system to control lights and roller shutters, control electric loads or manage scenarios and events, or RF technology controls that do not require electrical power or batteries.



#### EIKON TACTIL: traditional and home automation electronic controls with proximity sensor.

Eikon Tactil is intelligence, it reads your mind: the proximity sensor brings it to life as soon as you come near the device, one step ahead of your movements. The controls light up, ready for your touch: recognising your touch they precisely and immediately provide luminous and acoustic feedback. Lights, climate and scenarios are activated at a touch, so you can experience the comfort of your home to the full.



#### By-me and KNX home automation controls.

With 4 or 6 independent push-buttons, they allow local management of scenarios, lighting and automation. For unrivalled convenience at all times.



#### Infra-red controls.

To practically manage lighting and roller shutters with the remote control.



### Touch controls.

Those who want to control a function just by touching the surface of the device can choose touch controls, which are completely silent and have no moving parts; they are an innovative and prestigious alternative to electromechanical controls. The extra-flat profile is in line with the surface of blank modules.



### Radio frequency controls.

With no power supply or batteries, they can be mounted on any surface, even wood or glass. The signal is transmitted by radio along the electrical system via the actuator with EnOcean, ZigBee Green Power and Bluetooth® wireless technology protocols, without any wiring or masonry work as there is no need for flush-mounting boxes. Ideal for renovations, redevelopments and updates, or any installations which have regulatory or architectural constraints.



### Touch screen controls.

Just a touch and the whole house is at your command. These elegant flush mounted devices are able to control the whole building or a single room, and have a user-friendly graphic interface.

## > Special controls.

A series of controls with specific, particular functions to cover all needs, in both homes and hotels.



### Special controls.

The push-button for hotels, which in addition to the bell function, has two indicator lights, Do Not Disturb and Please Clean, to communicate the client's requests outside the room. The electronic NFC/RFID transponder card reader for installation in rooms with hotel applications, developed in partnership with Cisa and AGB, is compatible with hotel solutions supplied by specialist door access control system companies (electronic locks). By-me and KNX system interfacing makes it ideal for traditional or home automation systems.

## POWER AND DATA DISTRIBUTION DEVICES.

Vimar has a long history of ensuring safety where people and electricity live side by side. With meticulous attention to details, in accordance with high quality, safety and durability standards. The result is a large, versatile range of socket outlets for all installation needs, including power, multimedia and signal types.

### > Power socket outlets.

All power socket outlets feature the Sicury safety shutter (Vimar patent), which prevents accidental contact with live parts. As well as ordinary socket outlets, available to the Italian standard and those of the main export markets, the range is completed by interlocked sockets for overload protection and USB ports for the swift charging of even large smartphones, mp3 players or tablets.



Socket outlets with Sicury protective shutter.

The SICURY safety shutter, which Vimar patented in 1968, is an automatic mechanism that closes the holes in the socket outlet when the plug is removed; this stops foreign bodies from being inserted, preventing accidental contact with live parts.




Interlocked socket.

Cuts off the power supply in the event of an overvoltage, to keep people safe.



USB ports.

For swift charging of the electronic devices in ever-wider use, such as smartphones, tables, MP3 players and GPS navigators. The High Power socket also charges even more powerful devices like 10" tablets at full speed.



Foreign standard socket outlets.

Eikon offers a wide range of power outlet sockets to different foreign standards, to respond to the international market's most widely varying needs.

## > Signal and multimedia socket outlets.

Eikon enables the connection of electronic devices and the transmission of digital signals through copper or fibre-optic data sockets, telephone socket outlets, USB data ports and RCA and TV-RD-SAT sockets; they all guarantee fast, safe connections to a high quality standard.



TV-RD-SAT sockets.

A single device with sockets for connecting a TV, a radio and a satellite decoder.



Multimedia sockets.

RCA and HDMI for connecting home entertainment devices and USB for data networks and connectors for the speaker connection.



Data ports.

Cat. 5, 6 and 6A connections for different types of UTP and FTP wiring, for copper and fibre-optic networks thanks to the wide range of straight, tilted and 45-degree **Netsafe** sockets.



Telephone socket outlets.

Versatile, easily installed, very high performance solutions thanks to the wide range of **Netsafe** sockets.

## SAFETY AND ENERGY SAVING DEVICES.

The Eikon range of products contains devices able to guarantee personal safety, prevent damage to home appliances and maintain the integrity of the rooms in your home. These properties are integrated with a range of innovative functions that allow you to optimise energy consumption while guaranteeing well-being and comfort.

### > Safety devices.

High efficiency light sources optimised for different contexts of use. Automatic modular lights, step markers, warning lights and removable emergency torches that light up in the event of a blackout. Every device uses latest-generation LED specular transparent diffusers. Detectors that signal and cut off gas leaks. By-alarm intrusion detection alarm system that signals any break-in attempt. Elvox video door entry devices for creating versatile and high-performing video door entry systems. KNX standard transponder readers for access control in the various parts of the building.



Emergency lamp and gas detector.

The emergency lamp comes on in the event of a blackout to guide you safely in the dark. With a technology hyper-sensitive to gas leaks, the detector reports them, blocks them and describes the fault.



By-alarm intrusion detection alarm system.

Stand-alone and expandable with a vast range of devices, the By-alarm intrusion detection alarm system combines outstanding performance with great installation flexibility. It can control up to 64 zones, is easily installed with linear or radio frequency connections and can be remote controlled via GSM using a smartphone with the free By-phone App, or on a land-line network via a PSTN call. It can also be integrated with the By-me home automation system.



Due Fili Plus video door entry.

With the elegant 4,3" video touch screen with video door entry function, welcoming guests is simple and functional, and you always know who's at the door: the display shows the outside of the home, while the touch controls allow access. Communicates with other devices in the Elvox video door entry system range.



Access control.

The KNX standard transponder reader allows access to bedrooms, to specific areas or rooms of the building only to authorised persons.



## > Devices for energy saving.

Top comfort and energy savings: this is possible, with Eikon. Universal dimmers regulate the intensity of LED and low consumption (CFL) lights to create the perfect atmosphere. Timer-thermostats and timer-switches are used to automatically or manually set the ideal temperature and other functions, to avoid waste. The Energy Guard function on Full Flat touch screens is used to monitor consumption of the whole home or a single load in real time. For greater energy awareness.



Universal and RGB dimmers.

Used to adjust the brightness of LED and low consumption (CFL) lights and play with the colours of RGB lamps. This way, savings and the right atmosphere can shine as one.



Temperature control.

Touch screen thermostats and timer-thermostats for optimal climate control, with blue backlighting coordinated with the controls and temperature and humidity probes.



Motion sensors.

Detectors with infra-red sensors to switch on a light when someone passes through a room.

## STAND ALONE SOLUTIONS.

Simple solutions to provide a tangible and rapid response to specific requirements of comfort, energy efficiency and safety. With state-of-the-art functions for conventional electrical systems.

### > How can I manage energy use and climate control?

Touch screen timer-thermostats programmable via App, push-button centralised control functions, energy monitoring and outdoor temperature display. Range of temperature and humidity probes for integration in third-party heating systems.




#### System completion devices.



Power meter.



Linear temperature sensor.



Electronic temperature sensor.



Electronic active humidity sensor.

### > How can I create a data network?

With the **Netsafe** structured wiring system it offers versatile, simple to install and high performance solutions, for copper and fibre-optic networks, allowing a very wide range of action, all visually coordinated with the Vimar solutions.



#### System completion devices.



Copper and fibre-optic cables.

### > How can I coordinate my video door entry system with Eikon?


With the 4,3" video touch screen with video entryphone function, the flush-mounted entryphone and call button combine cutting-edge performance with ultra-easy installation and use.



#### System completion devices.



Speakerphone.



Call button.



## HOTEL SOLUTIONS.

Our electrical systems ensure smart, optimised management of the hotel, regardless of its size. All installed devices are fully integrated with each other, ensuring maximum benefits for both guests and operators.

### > How to control the room?

From the bed head, guests can control the lights and indicate housekeeping requests outside the door. In addition, thanks to the shaver supply units with built-in transformer, it is possible to connect all type of voltage of razors.



#### System completion devices.




Interchangeable device, Do Not Disturb and Please Clean



Hotel push button, with 2 luminous indicator units, for Do Not Disturb and Please Clean



Signalling unit for cabin condition with 4 indicators: In, Do Not Disturb, Out, Waitress



Shaver supply unit with built-in transformer with the voltage selection for the connection of every type of razors.

### > How can I control accesses?


With elegant devices that provide access to various rooms only for authorised persons, thereby guaranteeing absolute security throughout the building.



#### Optional system completion devices.



Smart card reader/programmer.



RFID transponder card reader, compatible with AGB and CISA hotel solutions.

# VIEW: VIMAR ENERGY on WEB.

## Smart products and interconnected systems.

What is VIEW? VIEW is a range of stylistically matching smart products and interconnected systems that are also compatible with other manufacturers' products, all conceived with the aim of increasing simplicity for users and offering them an intuitive experience, working towards total control of their homes and a smart lifestyle.

In line with this premise, VIEW is Vimar's vision of the digital world and of the Internet of Things, which forms the guiding principle for the ongoing development of smart solutions, all connected to each other, to the Internet and to the user by means of state-of-the-art digital technologies. VIEW looks to the future, today.




### Full control via APP.

All you need is your smartphone to manage and supervise your home and the objects in it, easily and instantly.


CONNECTED SYSTEMS  
AND PRODUCTS



SOLUTIONS OFFERING  
COMFORT, SAFETY  
AND ENERGY  
EFFICIENCY

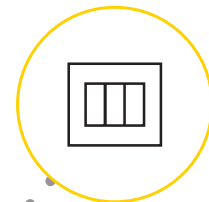


ADDED VALUE  
SERVICES



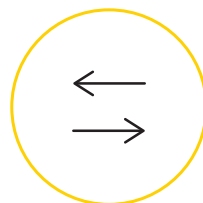
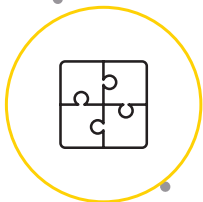
# VIEW

IoT smart life



STYLISTICALLY  
MATCHING  
PRODUCTS  
AND USER  
INTERFACES

PARTNERSHIPS  
WITH STANDARD  
PROTOCOLS AND  
THIRD-PARTY  
SYSTEMS



INTEGRATION  
BETWEEN VARIOUS  
SYSTEMS FOR  
A SINGLE USER  
EXPERIENCE


## SMART PRODUCTS.

Vimar proposes innovative solutions to make the spaces of homes, offices and hotels smarter and making life easier and more comfortable.

### > How can I extend my WLAN network?

With the Wi-Fi access point powered at 230 V~, a device used to extend the WLAN network even in parts of the building that are not covered by the Wi-Fi router.

The button on the front is used to switch the Wi-Fi signal on and off, and it has a rear input for connecting a remote button and a rear connector to be wired for 2 ports that can be used as switches.



#### Optional system completion devices.



Remote button for switching the Wi-Fi signal on and off.



RJ45 socket.

### > What about wireless controls?


Wireless and without batteries: the radio frequency controls for automation and lighting control can easily be installed on wood, glass or masonry, and are reliable thanks to the EnOcean, ZigBee Green Power and Bluetooth Low Energy green technologies which are powered by the energy produced when pressing the buttons.



#### System completion devices.



4-button control with RF transmitter, interchangeable buttons and EnOcean actuator.



4-button control with RF transmitter and interchangeable buttons.



4-button control with RF transmitter and interchangeable buttons.


### > Can I control Philips Friends of Hue lamps?

By joining the Friends of Hue programme, Vimar has created a radio frequency control using the ZigBee Green Power standard, which dialogues with the Philips Hue bridge.

Wireless and without batteries, it is powered by the energy produced when pressing the buttons.



#### System completion devices.



4-button control with RF transmitter and interchangeable buttons.



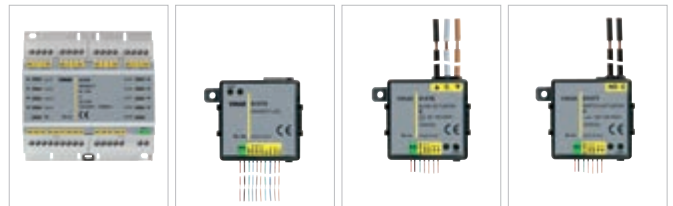
## > What's the easy way to centralise lights and roller shutters?



Thanks to preconfigured devices which do not need any specific programming and can create or transform a conventional system into a small centralised system specifically to control lights and roller shutters; ideal for residential or small service contexts, they can be integrated into the more advanced By-me home automation system to allow basic functions to be extended through programming.



### System completion devices.



Module with 9 inputs and 8 pre-programmed outputs for roller shutters and lights.

Module with 3 programmable digital inputs for roller shutters and lights

Module with 2 programmable digital inputs for roller shutters.

Module with 2 programmable digital inputs for lights.



4-button home automation controls (01480), 4-button with actuator (01481) and 4-button with actuator and slat tilt function (01482), 2 modules.


6-button home automation controls (01485), 6-button with actuator (01486) and 6-button with actuator and slat tilt function (01487), 3 modules.

## > Can I listen to music with Bluetooth *wireless technology*® devices?

The Bluetooth *wireless technology* receiver incorporated in the 4+4 W amplifier exploits the Bluetooth technology on your smartphone to connect quickly to your home stereo system or, on holiday, the system in your hotel room.



### System completion devices.



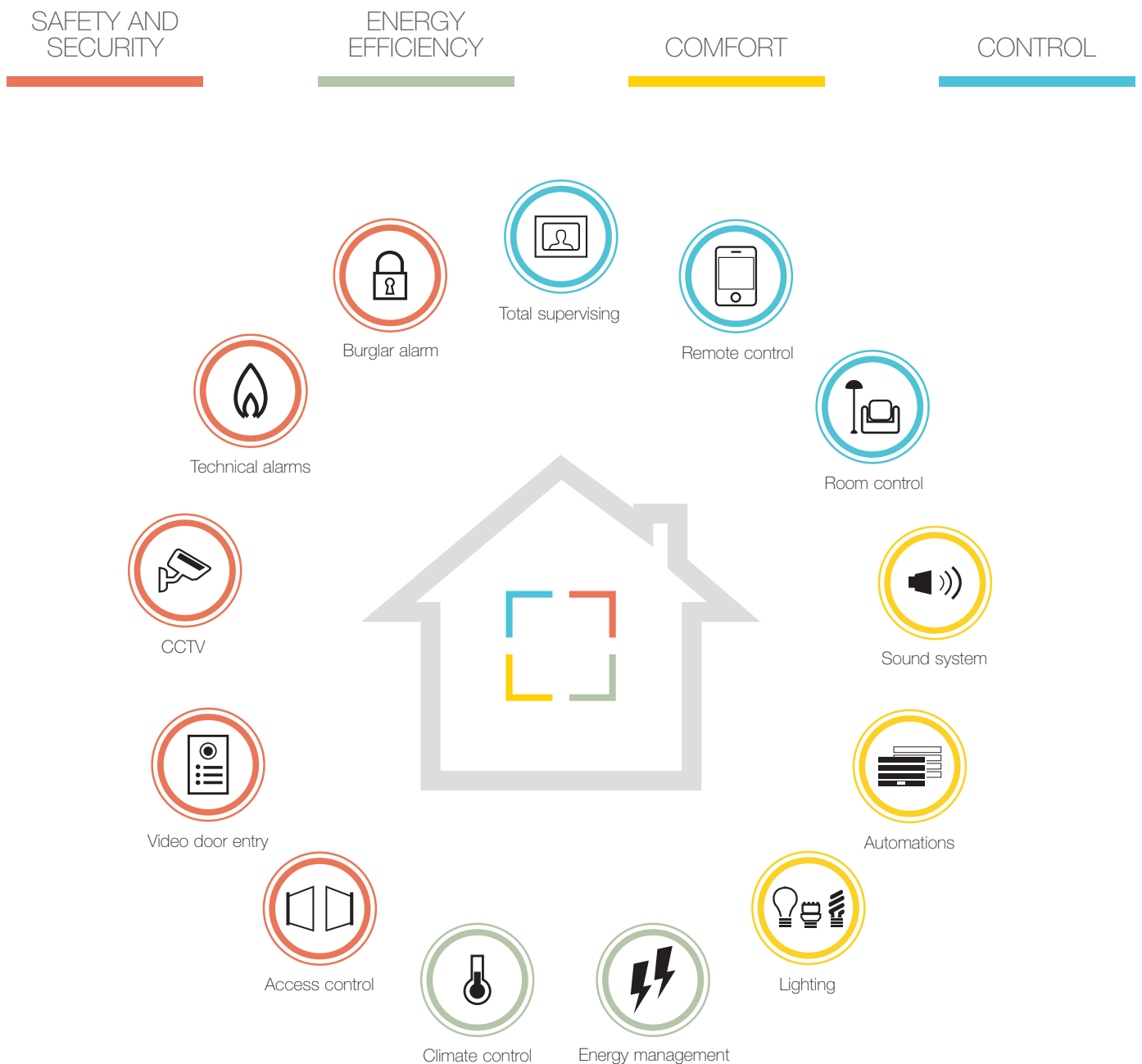
Stereo amplifier with built-in Bluetooth receiver.

3-module, 3 W and 4+4 module, 10 W speakers.

# BY-ME: HOME AUTOMATION. ENERGY EFFICIENCY, SAFETY AND COMFORT WORK TOGETHER.



Functions dialogue with each other comprehensively and continually, facilitating large as well as small daily actions and ensuring greater energy efficiency, security, comfort and control. Centralized supervision via stylish touch screens to optimize energy consumption, check who is at your door, regulate the climate and lighting, move the roller shutters, activate or deactivate the burglar alarm system, view the filming of the video surveillance cameras or manage the sound system. Because we want you to experience your home in the best way possible.





**Safety and security.**

A simple, effective and high-performance intrusion detection alarm system. Devices to switch the alarm system on and off, sensors for detecting people entering and an external signalling unit.



**Energy efficiency.**

Monitor and view the energy consumed in the whole building or by single loads, efficiently control the temperature for greater energy awareness.



**Comfort.**

The required temperature throughout the home, controlled and programmed for every single room. Home automation controls to call up preset scenarios, selected to suit personal needs and preferences.



**Control.**

All the function in the home can be controlled centrally from a single control point, locally from the individual devices or remotely from a smartphone or tablet. Customise your everyday living to best suit your own needs.



# WELL-CONTACT PLUS: BUILDING AUTOMATION, AUTOMATION FOR THE ENTIRE FACILITY, WITH INTEGRATED FUNCTIONS AND CENTRALISED MONITORING.

Flexible, interoperable and modular, Well-contact Plus is the Vimar system developed on the KNX standard to allow complete building management. Whether in small or large structure, office, multi-purpose centres or even gyms, Well-contact Plus is the solution for control of the building and makes it possible to automate lighting, climate and other automations and to integrate with third-party systems.

## SAFETY AND SECURITY

## ENERGY EFFICIENCY

## COMFORT

## CONTROL







**Safety and security.**

The KNX standard transponder reader allows access to bedrooms, specific areas or rooms of the building only to authorised persons.



**Comfort.**

The climate in every room is controlled locally from elegant electronic thermostats with back-lit display, developed on KNX standard and controllable directly from the central computer.



**Energy efficiency.**

Detectors with infra-red motion sensors that switch the lights on only when needed.



**Control.**

KNX controls with four independent buttons ensure local management of scenarios, lighting and automations. The different sized buttons are interchangeable and fitted with LEDs for signalling in the dark.



# EIKON

## CUSTOMISATION.

Eikon cover plates can be customised with your logo by laser engraving, providing high-definition, indelible reproduction. The same technology can also be used to customise the controls only, reproducing any symbol on the buttons.

A vast library of pictograms is available, identifying the main functions of both conventional and home automation controls.

### > Customisation of Eikon Tactil controls.

Eikon Tactil controls can be customised with Mylar labels bearing some standard symbols to identify the function associated with the control. The control provides backlighting for the symbol on the label, which is visible through the glass cover plate.



Eikon Tactil control with 21847 adhesive labels.



### > Customisation of Eikon controls.

To clearly identify the function associated to the control, buttons are laser screen printed with symbols chosen from our customisation library or supplied by the customer.

Otherwise it can be customised with Mylar labels bearing some standard symbols.



Buttons customised with Mylar labels.



Laser engraved customised buttons.



Home automation buttons with laser engraved customisation.



## > Cover plate customisation.

Eikon Tactil, Eikon Evo, Eikon Exé and Eikon Chrome cover plates can be customised with your logo. This solution is recommended in particular in the service sector. In addition to the standard colours there is also a wide range of colours to further customise the cover plate. Our sales staff are at your disposal to illustrate this feature in detail.



Corporate logo customisation example.

Example of personalisation with function symbols.



Customised Eikon Tactil cover plate.



Customised Eikon Evo cover plate.



Customised Eikon Exé cover plate.



Customised Eikon Chrome cover plate.

## FLEXIBLE INSTALLATION.

Thanks to the numerous **mounting frames** available, from **2- to 8-module** for **Eikon Evo**, **Eikon Exé** and **Eikon Chrome** (including multi-window for Eikon Evo) and from **2- to 4-module** for **Eikon Tactil**, as well as **1-, 2-, 3- and 4-module controls and socket outlets**, it is possible to find solutions for any installation need. The lighting point can be completed with the cover plate in the colour and material of your choice, with the same modular design as the mounting frame.

There are really countless installation solutions: devices can be flush mounted on masonry or plasterboard walls by means of special boxes, in airtight surface mounting enclosures for applications requiring a high degree of protection, or in table mounting boxes to have controls and sockets directly available in the workstation.


### > Wide selection of modular cover plate and mounting frame designs.

Cover plates and mounting frames for any installation need, even for German, French and British standards.

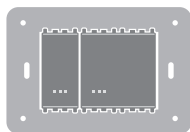


### > Modular devices.


Combinations with 1, 2 and 3 module devices on 3 module mounting frames.



3 x 1




1 x 1 and 1 x 2



1 x 3

### > ISOBOX flush mounting boxes.

Strong and rigid for masonry and light plasterboard walls.



## > Desktop base.

Of 4, 7 or 8 modules, to provide a lighting point directly on the workstation. The slanting desktop base is designed to take 4,3 inch touch screens.



## > Consumer units.

A choice of two colours and careful styling down to the tiniest detail for elegant long, narrow flush mounting solutions to fit into the tightest spaces, for both masonry and plasterboard walls. Surface mounted consumer units are also available, as well as a wide range of DIN rail accessories and mounting frames.



## > ISOSET surface mounting boxes and enclosures.

Boxes with cable outlets and blank covers, with snap-fit closure or stainless steel screws. **Isoset enclosures with IP40 degree of protection**, for either horizontal or vertical installation, and with **IP55** (EN 60529 CEI 70-1 standard) and a door with an anti-UV membrane co-moulded into a single piece with the frame.




## DIFFERENT MODULARITY, FOR MADE-TO-MEASURE SYSTEMS.

Control equipment and socket outlets, a wide range of devices with great installation versatility that meet major international standards. Thanks to the different modularity of the devices (from 1 to 3 modules), different installation standards (with 60,3 mm and 71 mm distance between centres and cover plates with 1 to 21 modules) and fixing the device to the mounting frame (inserting/removing) it is possible to design installation solutions with a high level of safety.

### Plack-clack hooking system


A Vimar patent that makes it quick and easy to fit the lighting components (devices and mounting frames) to the cover plate. The plack-clack is a hooking system with an extra-strong mounting frame (thanks to its metal core) and exceptional rigidity, simplifying the front-on fitting and removal of devices.



### Modular devices and cover plates

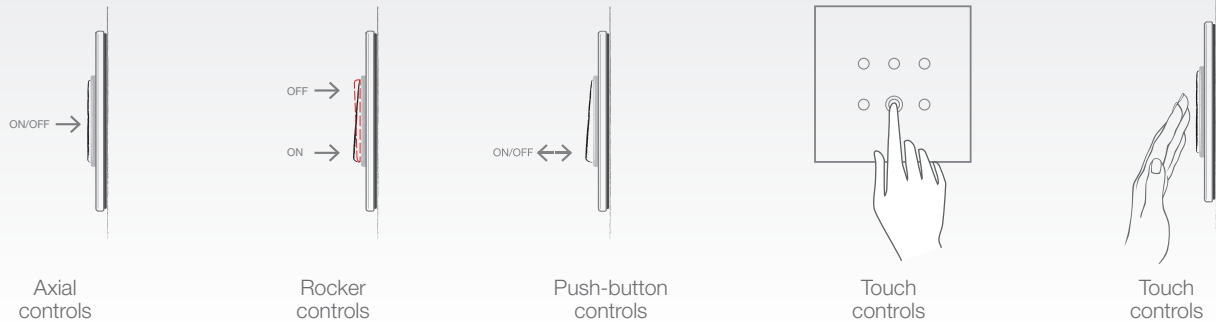
The modular device with from 1 to 3 modules lets you install multiple devices of different modularity in a single mounting frame, up to a composition of 21 modules for cover plates size 7+7+7. The mounting frame that installs the devices is equipped with interlocking teeth that provide strong and reliable fixing for each single device and allows perfect alignment between devices such as to create an orderly and visually pleasing stylistic effect.

The device can also be fixed front-on to the mounting frame, allowing work on the installation at any time without having to remove the mounting frame from the box.



## Controls

Controlling the light, activating a scenario or managing loads are just some of the many uses of energy. The combination of mechanics and technology enables simplifying these daily gestures in operating a simple device, as a axial or rocker switches or push button, with precision and an intuitive understanding of the associated functions.



Axial controls

Rocker controls


Push-button controls

Touch controls

Touch controls

## Backlighting and customization

The backlighting with different colours makes the controls visible even in the dark, while the symbols, either laser-engraved or customized on site, always give a clear indication of the various functions.



Backlighting



Customisation



### Wiring with screw clamps.

The wiring with screw terminals consists of clamps with a curved metal plate that locks the cable via a cross-head screw and is ideal for flexible or semi-rigid cables with a cross-section of from 0,5 mm<sup>2</sup> to 2,5 mm<sup>2</sup>.



#### Screw clamps.

Composed of a curved metal plate that clamps the cable by means of a crosshead screw.



#### Use of cables with different cross-sections.

Wiring with a flexible or semi-rigid cable with a cross-section of from 0,5 mm<sup>2</sup> to 2,5 mm<sup>2</sup>.




#### Technical information.

On the back next to each terminal for functional information, on the side for sales and technical data.



#### Special housing for the signalling unit.

Special housing for the signalling unit, backlighting and visibility of controls even in the dark.



### Smartfix rapid wiring.

Smartfix rapid wiring is a Vimar patent with screwless terminals with separate terminals and bistable levers. The contact lever is used to fit and/or remove solid, stranded and flexible cables even with different sizes and the separate terminals allow the independent management of each cable, facilitating specific maintenance without compromising the hold on the already wired cables.



#### Smartfix patent.

The Smartfix patented terminals have AISI 301 steel spring contacts, with an innovative geometry and separate, independent terminals. This solution allows you both to independently manage cable inputs and wire cables of different types and cross-sections in the same terminal, ensuring they are fully secure.



#### Use of cables with different cross-sections.

With the separate spring terminals (Smartfix patent) you can wire cables with different cross-sections on the two inputs of the same terminal even at the same time. Secure fastening is assured for both signal circuit cables with cross-section 0,5-2,5 mm<sup>2</sup> and power circuit cables with cross-section 1,5-2,5 mm<sup>2</sup>.



#### Bistable levers on the terminal.

A bistable lever works for each cable input; when raised, this opens a spring contact, and stranded or flexible cables can be inserted or removed very simply. Each one managing a specific cable input, the levers make maintenance easier without risking the secure fastening of the cables already wired.



#### Management of independent cable inputs.

With the separate spring terminals you can manage two cable inputs independently on the same terminal, wiring or removing cables of different types and cross-sections on one input, without risking the secure fastening of the cables on the other input.

# EIKON

## Mounting features for Eikon Tactil

### 3-module installation

#### Cover plates.

Large, square size, from 2 to 4 modules. In crystal and 4 colours: white diamond, aqua, pearl grey and black diamond.



#### Electronic controls.

1, 2 and 3 back-lit modules. The standard controls have amber backlighting when installed in a conventional electrical system. The backlighting can be programmed with RGB colours when mounted in a By-me or Well-contact Plus automation systems.




#### Mylar adhesive labels.

The controls can be customised using the Mylar adhesive labels with a range of symbols, all back-lightable.

#### Ultra-slim support.




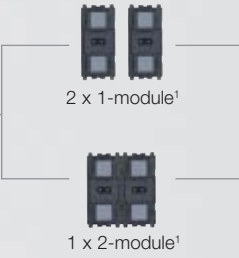




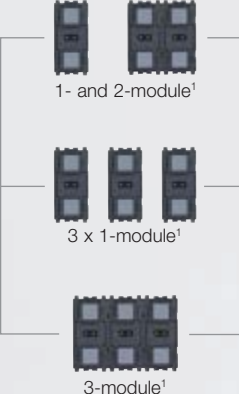




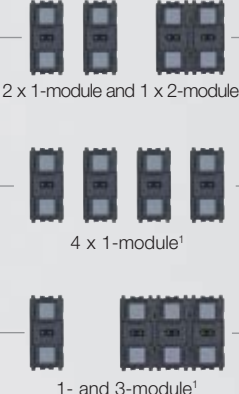

Steel core just 2 mm thick, with galvanised protection, for installation with minimum stand-out.



#### Plack-clack system.

The Vimar-patented Plack-clack system fixes quickly and easily the lighting point components to the cover plate by inserting and removing the devices from the front.



Composition	Box	Frame	Device	Cover plate
 <p>2 modules</p>	 <p>Flush mounting</p>	 <p>2-module with/without screws or with claws</p>	 <p>2 x 1-module<sup>1</sup> 1 x 2-module<sup>1</sup></p>	 <p>2 modules</p>
 <p>3 modules</p>	 <p>Flush mounting</p>	 <p>With screws</p>	 <p>1- and 2-module<sup>1</sup> 3 x 1-module<sup>1</sup> 3-module<sup>1</sup></p>	 <p>3 modules</p>
 <p>4 modules</p>	 <p>Flush mounting</p>	 <p>With screws</p>	 <p>2 x 1-module and 1 x 2-module<sup>1</sup> 4 x 1-module<sup>1</sup> 1- and 3-module<sup>1</sup></p>	 <p>4 modules</p>


\* For other combinations, see the installation types from page 128

<sup>1</sup> To customise with Mylar adhesive labels (21847)

# EIKON

## Mounting features for Eikon Evo

### 3-module installation



**Technical information.**  
On the back next to each terminal for functional information, on the side for sales and technical data.

**Rocker controls and interchangeable buttons.**  
1-, 2- and 3-module, with backlighting symbols and customizables.

**Ultra-slim support.**  
Steel core just 2 mm thick, with galvanised protection, for installation with minimum stand-out.

**Plack-clack system.**  
The Vimar-patented Plack-clack system fixes quickly and easily the lighting point components to the cover plate by inserting and removing the devices from the front.


**Night&day symbols.**  
Controllers and keys are marked with standard symbols or custom symbols on request, laser engraved in the specific area backlit with coloured LEDs.

**Cover plates.**  
Large, square size, from 2 to 7 and 4+4 modules. In 6 precious materials and a wide range of colours with flat frame with no shaping, symmetrical and elegant to make the most of the lighting device.

## SCREWLESS TERMINALS

For solid, stranded and flexible cables. Quick, easy and safe.

The quick-wiring terminals can hold rigid, semi-rigid and flexible cables, responding to all installation needs. Secure fastening is assured for both signal circuit cables with cross-section 0,5-2,5 mm<sup>2</sup> and power circuit cables with cross-section 1,5-2,5 mm<sup>2</sup>.



## SCREW TERMINALS

Ergonomic contacts.

The metal plate in the terminals is curved: a Vimar refinement allowing the wire to be held in place until clamped with the screw. Secure fastening is assured for both signal circuit cables with cross-section 0,5-2,5 mm<sup>2</sup> and power circuit cables with cross-section 1,5-2,5 mm<sup>2</sup>.



Composition	Box	Frame	Device	Cover plate
 <p>2 modules</p>	 <p>Flush mounting ø 60 mm or 56x56 mm</p>	 <p>2-module with/without screws or with claws</p>	 <p>2 x 1-module 1 x 2-module</p>	 <p>2 modules</p>
 <p>From 3 to 7 modules</p>	 <p>Flush mounting from 3 to 7 modules</p>	 <p>With screws</p>	 <p>3 x 1-module 1- and 2-module 1 x 3-module</p>	 <p>From 3 to 7 modules*</p>
 <p>10.3" multimedia video touch</p>	 <p>Semi-flush mounting</p>			 <p>Cover plate for multimedia video touch 10"</p>
 <p>4,3" Full Flat touch screen</p>	 <p>Flush mounting</p>	 <p>With screws</p>	 <p>4,3" Full Flat touch screen</p>  <p>2 x 1-module and 1 x 2-module</p>  <p>4 x 1-module</p>	 <p>8 modules cover plate*</p>
 <p>4,3" Full Flat video touch</p>			 <p>4,3" Full Flat video touch</p>	 <p>8 modules cover plate*, rotated at 90° angle</p>

\* For other combinations, see the installation types from page 129

# EIKON

## Mounting features for Eikon Evo

Installation with 71 mm distance between centres (German and French standard)

### Ultra-flat mounting frame with metal core.

Just 2 mm thick, it guarantees strength, flexibility and electric insulation. The metal core has a galvanised, anti-oxidant coating and attaches devices quickly and easily. Wide range of installation possibilities because of the 71 mm between centres.

### Plack-clack system.

The Vimar-patented Plack-clack system fixes quickly and easily the lighting point components to the cover plate by inserting and removing the devices from the front.

### Interchangeable buttons

1- and 2-module, with backlighting symbols and customizables.




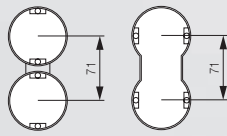
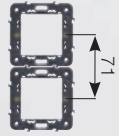


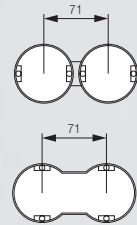
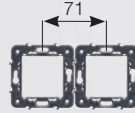



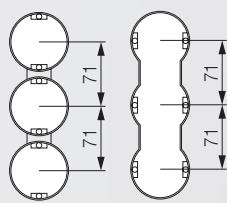
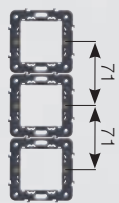


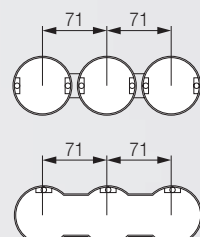
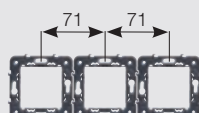



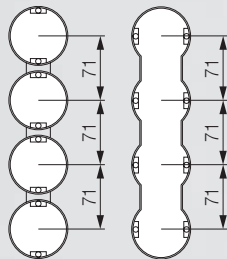
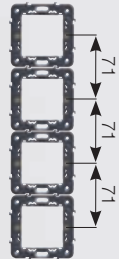


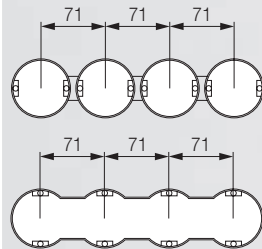
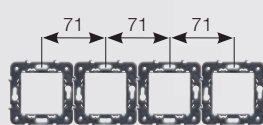


### Technical information

On the back next to each terminal for functional information, on the side for sales and technical data.



### Multi-module cover plates

Wide range of cover plates, from 2+2 to 2+2+2+2 modules, for safe and functional vertical and horizontal installation for any country.


Composition	Box	Frame	Device	Cover plate
 2+2 modules		 With/without screws with 71 mm between centres	 2 x 2 modules	 2+2 modules, vertical installation
		 With/without screws with 71 mm between centres	 2 x 2 modules	 2+2 modules, horizontal installation
 2+2+2 modules		 With/without screws with 71 mm between centres	 3 x 2 modules	 2+2+2 modules, vertical installation
		 With/without screws with 71 mm between centres	 3 x 2 modules	 2+2+2 modules, horizontal installation
 2+2+2+2 modules		 With/without screws with 71 mm between centres	 4 x 2 modules	 2+2+2+2 modules, vertical installation
		 With/without screws with 71 mm between centres	 4 x 2 modules	 2+2+2+2 modules, horizontal installation

\* For other combinations, see the installation types from page 132

# EIKON

## Mounting features for Eikon Exé

### 3-module installation



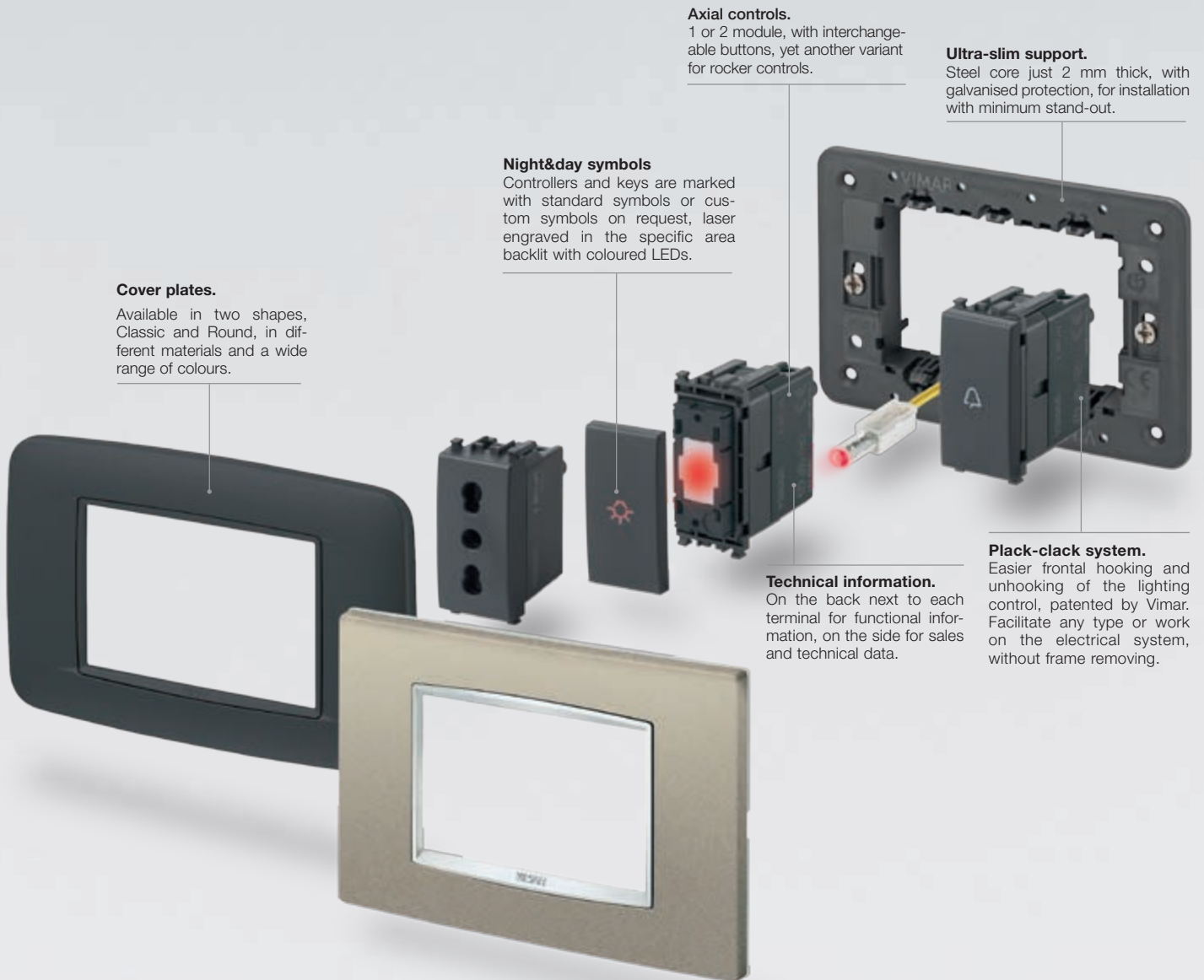
Composition	Box	Frame	Device	Cover plate
 2 modules	 Flush mounting $\varnothing$ 60 mm or 56x56 mm	 2-module with/without screws or with claws	 2 x 1-module 1 x 2-module	 2 modules
 From 3 to 7 modules	 Flush mounting from 3 to 7 modules	 With screws	 3 x 1-module 1- and 2-module 1 x 3-module	 From 3 to 7 modules*
 4,3" Full Flat touch screen	 Flush mounting	 With screws	 4,3" Full Flat touch screen	 8 modules cover plate*
 4,3" Full Flat video touch			 2 x 1-module and 1 x 2-module 4 x 1-module	

\* For other combinations, see the installation types from page 134

# EIKON

## Mounting features for Eikon Chrome

### 3-module installation



**Cover plates.**

Available in two shapes, Classic and Round, in different materials and a wide range of colours.

**Night&day symbols**

Controllers and keys are marked with standard symbols or custom symbols on request, laser engraved in the specific area backlit with coloured LEDs.

**Axial controls.**

1 or 2 module, with interchangeable buttons, yet another variant for rocker controls.

**Ultra-slim support.**

Steel core just 2 mm thick, with galvanised protection, for installation with minimum stand-out.






































**Plack-clack system.**

Easier frontal hooking and unhooking of the lighting control, patented by Vimar. Facilitate any type or work on the electrical system, without frame removing.

**Technical information.**

On the back next to each terminal for functional information, on the side for sales and technical data.



Composition	Box	Frame	Device	Cover plate
 <b>Panel mounting</b>	 Panel mounting	 With screws	 1-module	 From 1 to 2 modules Classic or Round* (only for Total Look)
 <b>From 1 to 2 modules</b>	 Flush mounting  Surface mounting	 2-module with/without screws or with claws	 2 x 1-module  1 x 2-module	 From 1 to 2 modules Classic or Round*
 <b>For 2 central modules</b>	 Flush mounting	 With screws	 2 x 1-module  2-module	 2-central-module Classic or Round*
 <b>From 3 to 7 modules</b>	 Surface mounting	 With screws	 1 and 2-module  3 x 1-module  1 x 3-module	 From 3 to 7 modules Classic or Round*
 <b>8 modules</b>	 Flush mounting	 With screws	 Touch screen 4,3" "Energy"  2 x 1-module and 1 x 2-module  4 x 1-module	 8 modules Classic or Round*
 <b>Table mounting</b>	 Table box	 With screws	 1 and 3-module	 4 and 7 modules Classic or Round*

\* For other combinations, see the installation types from page 136

# EIKON

## Mounting features for Eikon British standard

### Modular devices mounting



**Cover plates**

Wide range of colours and combinations:  
 EIKON EVO  
 EIKON EXÉ  
 EIKON CHROME

**Technical information**

On the back next to each terminal for functional information, on the side for sales and technical data.



**Interchangeable buttons**

One or two modules, with backlit symbols and customizable.

**Customisation**

Controllers and keys are marked with standard symbols or custom symbols on request, laser engraved in the specific area backlit with coloured LEDs.



**Lowered frame.**

Stainless steel mounting frame with earth terminal, with lugs for an easy and fast installation of the devices from the front. Available also for 1 module with built-in blank module.

### Monobloc device (with built-in mounting frame)



**Cover plates**

For vertical and horizontal mounting

**Socket outlet**

With SICURY patented system to prevent accidental contacts.



**Signalling LED**

Signalling of power supply, with integrated signalling unit, perfectly visible by day and night.


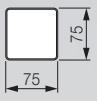




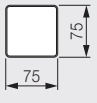






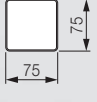








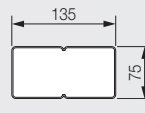




**Monobloc device**  
 Built-in mounting frame.

**Fixing lugs**  
 Possibility of horizontal and vertical mounting of device.

**Matching possibility**



Joining possibility with minimum 25 mm of distance between boxes

Composition	Box	Frame	Device	Cover plate
 <p><b>1 module, modular mounting (1-gang)</b></p>	 <p>1-gang mounting box Fixing centres: 60,3 mm</p>	 <p>1-module with screws M 3,5</p>	 <p>1-gang switch, 1 module</p>	 <p>From 1 to 2 modules*</p>
 <p><b>2 modules, modular mounting (1-, 2-, 3-gang switch)</b></p>	 <p>1-gang mounting box Fixing centres: 60,3 mm</p>	 <p>2-module with screws M 3,5</p>	 <p>3-gang switch, 2 modules</p>  <p>2 x 1-gang switches, 1 module</p>  <p>1-gang switch, 2 modules</p>	 <p>From 1 to 2 modules*</p>
 <p><b>monobloc device or 3 modules modular mounting</b></p>	 <p>1-gang mounting box Fixing centres: 60,3 mm</p>	 <p>3-module with screws M 3,5</p>	 <p>Socket outlet monobloc device</p>  <p>ON/OFF unit monobloc device</p>  <p>1 x 2-module + 1 x 1-module</p>	 <p>monobloc horizontal mounting*</p>  <p>monobloc vertical mounting*</p>  <p>3 modules*</p>
 <p><b>monobloc device or 5 modules modular mounting</b></p>	 <p>2-gang mounting box Fixing centres: 120,6 mm</p>	 <p>5-module with screws M 3,5</p>	 <p>2-gang switched socket outlets monobloc device</p>  <p>2 x 2-module + 1 x 1-module</p>	 <p>5 modules*</p>



---

**Control devices**

from page 52

---

**Power and signal socket outlets**

from page 67

---

**Signalling, protection and detection**

from page 77

---

**Comfort and climate**

from page 81

---

**Stand alone and hotel solutions**

from page 82

---

**Smart products**

from page 85

---

**Home&Building automation**

**By-me**



from page 88

**Well-contact Plus**



from page 100

---

**By-alarm: burglar alarm**

from page 106

---

**Cover plates range**

from page 108

---

**Installation types and customisations**

from page 128

---

**Enclosures and boxes**

from page 144

---

## Devices

### EIKON TACTIL

#### Blank modules



**21041**  
Blank module.  
Depth: 11 mm

#### Electronic devices



**21119**  
NO 6 A 230 V~ relay output, supply voltage 230 V~ 50/60 Hz.  
Depth: 42,5 mm



**▲21126**  
6 independent push buttons, 8 non-polarised inputs, 7 solid state outputs for non-polarised contacts, 9-32 VDC power supply - 3 modules. Depth: 22,8 mm



**21174**  
For  $\cos\phi$  0,6 2 A 230 V~ roller shutters laths adjustment.  
Depth: 42,5 mm



**21122**  
2 push buttons for the remote control of a single or centralized control.  
Depth: 42,5 mm



**▲21125**  
8 non-polarised inputs, 7 solid state outputs for non-polarised contacts, 9-32 VDC power supply, for external/internal hotel room or cabin applications - 3 modules. Depth: 22,8 mm

#### 230 V~ 50 Hz dimmers



**21134**  
MASTER, 40-500 W, 40-300 VA, CFL 10-200 W, LED 3-200 W.  
Depth: 42,5 mm

#### By-me - Electronic devices



**21520**  
4 programmable buttons for 2 single controls or scenes - 2 modules.  
Depth: 38 mm



**21540**  
6 programmable buttons for 3 single controls or scenes - 3 modules.  
Depth: 38 mm

#### Well-contact Plus - Electronic devices



**21840**  
4 independently programmable buttons for single controls or scenes, KNX standard - 2 modules. Depth: 38 mm



**21860**  
6 independently programmable buttons for single controls or scenes, KNX standard - 3 modules. Depth: 38 mm

#### Labels



**21847**  
8 sheets of stickers with symbols and words for Eikon Tactil devices



**▲21847.1**  
4 sheets with labels featuring symbols and wording for external/internal hotel room or cabin functions for Eikon Tactil controls



**▲21847.2**  
4 sheets of stickers with symbols and words for Eikon Tactil devices




**▲21846**  
8 sheets with adhesive labels with numbers for room numbering to customise Eikon Tactil cover plates

## Devices

### EIKON TACTIL

#### Well-contact Plus - Access control system



**21457**  
Eikon Tactil touch transponder card reader, KNX standard, 2 relay outputs NO 4 A 24 V~, 2 inputs, 12-24V~ 50/60 Hz and 12-24 Vdc (SELV) - 3 modules. Supplied without transponder card. Depth: 36,5 mm



**21666.70**  
Electronic plate for 21457, white diamond - 3 modules



**21666.71**  
Electronic plate for 21457, aqua - 3 modules



**21666.73**  
Electronic plate for 21457, pearl grey - 3 modules



**21666.76**  
Electronic plate for 21457, black diamond - 3 modules



**▲21457.1**  
Eikon Tactil touch transponder card reader, KNX standard, 2 relay outputs NO 4 A 24 V~, 2 inputs, 12-24V~ 50/60 Hz and 12-24 Vdc (SELV) - 3 modules. Supplied without transponder card. Depth: 36,5 mm



**▲21666.70.01**  
Electronic plate for 21457.1, white diamond - 3 modules



**▲21666.71.01**  
Electronic plate for 21457.1, aqua - 3 modules



**▲21666.76.01**  
Electronic plate for 21457.1, black diamond - 3 modules

#### Examples of Eikon Tactil custom controls



Eikon Tactil



Eikon Tactil control with adhesive labels 21847...

#### Available symbols in labels 21847

(Some symbols are repeated several times)

					ON	OFF					...		
Repetition	10	1	1	1	1	5	5	1	2	1	1	8	
Repetition	3	2	4	5	2	4	1	1	1	3	3	2	
Repetition	1	1	1	1	1	1	3	3	1	1	1	2	
												APRE	
Repetition	1	1	1	1	1	1	1	1	1	2	2	1	
												CHIUDE	
Repetition	1	1	2	2	2	2	2	2	2	2	2	1	
Repetition	1	1	1	1	1	1	1	2	2	1	2	2	
Repetition	3	3	3	2	3	2	2	2	2	2	2	2	
		GENERALE	GENERAL	ALARM	LUCE	LIGHT	BAGNO	BATHROOM	OPEN	CLOSE	ESTERNO		
Repetition	2	2	1	1	2	1	1	1	1	1	1	1	
		SCALE	STAIRS	GARAGE	GIARDINO	GARDEN	TERRAZZA	TERRACE	OUTSIDE	ATTIC	SOLAIO	CANTINA	CELLAR
Repetition	1	1	2	1	1	1	1	1	1	1	1	1	1

° Lamps and signalling units, page 105

#### Available symbols in labels 21847.1

(Some symbols are repeated several times)

	IN	OUT					ON	OFF	ALARM	...		DO NOT DISTURB
Repetition	10	10	4	10	10	8	8	2	2	8	8	8
Repetition	8											

#### Available symbols in labels 21847.2

(Some symbols are repeated several times)

Repetition	2	5	5	6	6	3	3	5	1	4	1	1	1
Repetition	4	2	5	5	2	5	3	2	2	6	4	2	2
Repetition	4	2	2	2	2	2							

#### Available symbols in labels 21846













(Some symbols are repeated several times)

	0	1	2	3	4	5	6	7	8	9
Repetition	80	15	15	15	6	6	6	6	6	5







## Devices

Grey	White	Next
------	-------	------

### Blank modules and cable outlets

 <p><b>20041</b> Blank module. Depth: 11 mm</p> <p><b>20044</b> Cable outlet. Depth: 16,6 mm</p>	 <p><b>20041.B</b> Blank module. Depth: 11 mm</p> <p><b>20044.B</b> Cable outlet. Depth: 16,6 mm</p>	 <p><b>20041.N</b> Blank module. Depth: 11 mm</p> <p><b>20044.N</b> Cable outlet. Depth: 16,6 mm</p>
 <p><b>20042</b> Blank module - 2 modules. Depth: 11 mm</p>	 <p><b>20042.B</b> Blank module - 2 modules. Depth: 11 mm</p>	 <p><b>20042.N</b> Blank module - 2 modules. Depth: 11 mm</p>
 <p><b>20046<sup>2</sup></b> Cable outlet + terminalbar 20 A. Depth: 22,1 mm</p> <p><b>20047<sup>2</sup></b> 45 A 1-gang cable outlet supplied with cover plate. Depth: 20 mm</p>	 <p><b>20046.B<sup>2</sup></b> Cable outlet + terminalbar 20 A. Depth: 22,1 mm</p> <p><b>20047.B<sup>2</sup></b> 45 A 1-gang cable outlet supplied with cover plate. Depth: 20 mm</p>	 <p><b>20046.N<sup>2</sup></b> Cable outlet + terminalbar 20 A. Depth: 22,1 mm</p> <p><b>20047.N<sup>2</sup></b> 45 A 1-gang cable outlet supplied with cover plate. Depth: 20 mm</p>
 <p><b>20049.L<sup>3</sup></b> 13 A, 1-gang, switched and fused connection unit. Depth: 20,4 mm</p>	 <p><b>20049.L.B<sup>3</sup></b> 13 A, 1-gang, switched and fused connection unit. Depth: 20,4 mm</p>	 <p><b>20049.L.N<sup>3</sup></b> 13 A, 1-gang, switched and fused connection unit. Depth: 20,4 mm</p>

### 1P 1-way switches 250 V~ (lightable°)

 <p><b>20001</b> 16 AX. Depth: 25 mm</p> <p><b>20001.2</b> 16 AX - 2 modules. Depth: 25 mm</p>	 <p><b>20001.B</b> 16 AX. Depth: 25 mm</p> <p><b>20001.2.B</b> 16 AX - 2 modules. Depth: 25 mm</p>	 <p><b>20001.N</b> 16 AX. Depth: 25 mm</p> <p><b>20001.2.N</b> 16 AX - 2 modules. Depth: 25 mm</p>
 <p><b>20002</b> 20 AX. Depth: 25 mm</p> <p><b>20002.2</b> 20 AX - 2 modules. Depth: 25 mm</p> <p><b>20003</b> 20 AX, 3-gang - 2 modules. Depth: 25 mm</p>	 <p><b>20002.B</b> 20 AX. Depth: 25 mm</p> <p><b>20002.2.B</b> 20 AX - 2 modules. Depth: 25 mm</p> <p><b>20003.B</b> 20 AX, 3-gang - 2 modules. Depth: 25 mm</p>	 <p><b>20002.N</b> 20 AX. Depth: 25 mm</p> <p><b>20002.2.N</b> 20 AX - 2 modules. Depth: 25 mm</p> <p><b>20003.N</b> 20 AX, 3-gang - 2 modules. Depth: 25 mm</p>



## Devices

Grey	White	Next
------	-------	------

### 1P 1-way switches 250 V~, screwless terminals (lightable°)



**20001.FX** 16 AX.  
Depth: 26,7 mm

**20001.FX.2** 16 AX  
- 2 modules.  
Depth: 26,7 mm



**20001.FX.B** 16 AX.  
Depth: 26,7 mm

**20001.FX.2.B** 16 AX  
- 2 modules.  
Depth: 26,7 mm



**20001.FX.N** 16 AX.  
Depth: 26,7 mm

**20001.FX.2.N** 16 AX  
- 2 modules.  
Depth: 26,7 mm

### Axial 1P 1-way switches 250 V~ (lightable°)



**20101** 16 AX.  
Depth: 34,5 mm

**20101.2** 16 AX  
- 2 modules.  
Depth: 34,5 mm



**20101.B** 16 AX.  
Depth: 34,5 mm

**20101.2.B** 16 AX  
- 2 modules.  
Depth: 34,5 mm



**20101.N** 16 AX.  
Depth: 34,5 mm

**20101.2.N** 16 AX  
- 2 modules.  
Depth: 34,5 mm

### 2P 1-way switches 250 V~ (lightable°)



**20015** 16 AX.  
Depth: 25 mm

**20015.2** 16 AX  
- 2 modules.  
Depth: 25 mm



**20015.B** 16 AX.  
Depth: 25 mm

**20015.2.B** 16 AX  
- 2 modules.  
Depth: 25 mm



**20015.N** 16 AX.  
Depth: 25 mm

**20015.2.N** 16 AX  
- 2 modules.  
Depth: 25 mm

### 2P 1-way switches 250 V~, screwless terminals (lightable°)



**20015.FX** 16 AX.  
Depth: 26,7 mm

**20015.FX.2** 16 AX  
- 2 modules.  
Depth: 26,7 mm



**20015.FX.B** 16 AX.  
Depth: 26,7 mm

**20015.FX.2.B** 16 AX  
- 2 modules.  
Depth: 26,7 mm



**20015.FX.N** 16 AX.  
Depth: 26,7 mm

**20015.FX.2.N** 16 AX  
- 2 modules.  
Depth: 26,7 mm

### 2P 1-way switches 250 V~ (lightable°)



**20016** 20 AX.  
Depth: 26 mm

**20016.2** 20 AX, ON/OFF  
- 2 modules.  
Depth: 26 mm

**20016.WH** 20 AX,  
Water/Heater.  
Depth: 26 mm



**20016.B** 20 AX.  
Depth: 26 mm

**20016.2.B** 20 AX, ON/OFF  
- 2 modules.  
Depth: 26 mm

**20016.WH.B** 20 AX,  
Water/Heater.  
Depth: 26 mm



**20016.N** 20 AX.  
Depth: 26 mm

**20016.2.N** 20 AX, ON/OFF  
- 2 modules.  
Depth: 26 mm

**20016.WH.N** 20 AX,  
Water/Heater.  
Depth: 26 mm



**20016.2.WH** 20 AX, Water/Heater  
- 2 modules.  
Depth: 26 mm



**20016.2.WH.B** 20 AX, Water/Heater  
- 2 modules.  
Depth: 26 mm



**20016.2.WH.N** 20 AX, Water/Heater  
- 2 modules.  
Depth: 26 mm

° Lamps and signalling units, page 105

<sup>2</sup> Conform to BS 5733

<sup>3</sup> Conform to BS 1363-4

Grey	White	Next
------	-------	------

### 2P 1-way switches 250 V~ (lightable°)



**20017**  
32 A, 1-gang, ON/OFF.  
Depth: 22,5 mm



**20017.WH**  
32 A, 1-gang, Water/Heater.  
Depth: 22,5 mm



**20017.B**  
32 A, 1-gang, ON/OFF.  
Depth: 22,5 mm



**20017.WH.B**  
32 A, 1-gang, Water/Heater.  
Depth: 22,5 mm



**20017.N**  
32 A, 1-gang, ON/OFF.  
Depth: 22,5 mm



**20017.WH.N**  
32 A, 1-gang, Water/Heater.  
Depth: 22,5 mm



**20018**  
45 A, 1-gang, ON/OFF.  
Depth: 22,5 mm



**20018.CK**  
45 A, 1-gang, cooker unit.  
Depth: 22,5 mm



**20018.B**  
45 A, 1-gang, ON/OFF.  
Depth: 22,5 mm



**20018.CK.B**  
45 A, 1-gang, cooker unit.  
Depth: 22,5 mm



**20018.N**  
45 A, 1-gang, ON/OFF.  
Depth: 22,5 mm



**20018.CK.N**  
45 A, 1-gang, cooker unit.  
Depth: 22,5 mm



**20019**  
45 A, 1-gang, ON/OFF  
for 2-gang boxes.  
Depth: 22,5 mm



**20019.CK**  
45 A, 1-gang, cooker  
unit for 2-gang boxes.  
Depth: 22,5 mm



**20019.B**  
45 A, 1-gang, ON/OFF  
for 2-gang boxes.  
Depth: 22,5 mm



**20019.CK.B**  
45 A, 1-gang, cooker  
unit for 2-gang boxes.  
Depth: 22,5 mm



**20019.N**  
45 A, 1-gang, ON/OFF  
for 2-gang boxes.  
Depth: 22,5 mm



**20019.CK.N**  
45 A, 1-gang, cooker  
unit for 2-gang boxes.  
Depth: 22,5 mm

### Badge switch (lightable°)



**20466**  
Badge switch.  
Depth: 22,1 mm


















**20466.B**  
Badge switch.  
Depth: 22,1 mm



**20466.N**  
Badge switch.  
Depth: 22,1 mm

## Devices

Grey	White	Next
<b>1P 2-way switches 250 V~ (lightable°)</b>		
 <p><b>20005</b> 16 AX. Depth: 25 mm</p> <p><b>20005.2</b> 16 AX. - 2 modules. Depth: 25 mm</p>	 <p><b>20005.B</b> 16 AX. Depth: 25 mm</p> <p><b>20005.2.B</b> 16 AX. - 2 modules. Depth: 25 mm</p>	 <p><b>20005.N</b> 16 AX. Depth: 25 mm</p> <p><b>20005.2.N</b> 16 AX. - 2 modules. Depth: 25 mm</p>
<b>1P 2-way switches 250 V~ (lightable°)</b>		
 <p><b>20006</b> 20 AX. Depth: 25 mm</p> <p><b>20006.2</b> 20 AX. - 2 modules. Depth: 25 mm</p>	 <p><b>20006.B</b> 20 AX. Depth: 25 mm</p> <p><b>20006.2.B</b> 20 AX. - 2 modules. Depth: 25 mm</p>	 <p><b>20006.N</b> 20 AX. Depth: 25 mm</p> <p><b>20006.2.N</b> 20 AX. - 2 modules. Depth: 25 mm</p>
<b>1P 2-way switches 250 V~, screwless terminals (lightable°)</b>		
 <p><b>20005.FX</b> 16 AX. Depth: 26,7 mm</p> <p><b>20005.FX.2</b> 16 AX. - 2 modules. Depth: 26,7 mm</p>	 <p><b>20005.FX.B</b> 16 AX. Depth: 26,7 mm</p> <p><b>20005.FX.2.B</b> 16 AX. - 2 modules. Depth: 26,7 mm</p>	 <p><b>20005.FX.N</b> 16 AX. Depth: 26,7 mm</p> <p><b>20005.FX.2.N</b> 16 AX. - 2 modules. Depth: 26,7 mm</p>
<b>1P 2-way switches 250 V~</b>		
 <p><b>20007</b> 20 AX, 3-gang - 2 modules. Depth: 32,6 mm</p>	 <p><b>20007.B</b> 20 AX, 3-gang - 2 modules. Depth: 32,6 mm</p>	 <p><b>20007.N</b> 20 AX, 3-gang - 2 modules. Depth: 32,6 mm</p>
<b>Axial 1P 2-way switches 250 V~ (lightable°)</b>		
 <p><b>20105</b> 16 AX. Depth: 34,5 mm</p> <p><b>20105.2</b> 16 AX. - 2 modules. Depth: 34,5 mm</p>	 <p><b>20105.B</b> 16 AX. Depth: 34,5 mm</p> <p><b>20105.2.B</b> 16 AX. - 2 modules. Depth: 34,5 mm</p>	 <p><b>20105.N</b> 16 AX. Depth: 34,5 mm</p> <p><b>20105.2.N</b> 16 AX. - 2 modules. Depth: 34,5 mm</p>

## Devices

Grey	White	Next
------	-------	------

### 1P reversing switches 250 V~ (lightable°)



**20013**  
16 AX.  
Depth: 25 mm

**20013.2**  
16 AX  
- 2 modules.  
Depth: 25 mm



**20013.B**  
16 AX.  
Depth: 25 mm

**20013.2.B**  
16 AX  
- 2 modules.  
Depth: 25 mm



**20013.N**  
16 AX.  
Depth: 25 mm

**20013.2.N**  
16 AX  
- 2 modules.  
Depth: 25 mm

### 1P reversing switches 250 V~, screwless terminals (lightable°)



**20013.FX**  
16 AX.  
Depth: 27,7 mm

**20013.FX.2**  
16 AX  
- 2 modules.  
Depth: 26,7 mm



**20013.FX.B**  
16 AX.  
Depth: 27,7 mm

**20013.FX.2.B**  
16 AX  
- 2 modules.  
Depth: 26,7 mm



**20013.FX.N**  
16 AX.  
Depth: 27,7 mm

**20013.FX.2.N**  
16 AX  
- 2 modules.  
Depth: 26,7 mm

### Axial 1P reversing switches 250 V~ (lightable°)



**20113**  
16 AX.  
Depth: 34,5 mm

**20113.2**  
16 AX  
- 2 modules.  
Depth: 34,5 mm



**20113.B**  
16 AX.  
Depth: 34,5 mm

**20113.2.B**  
16 AX  
- 2 modules.  
Depth: 34,5 mm




**20113.N**  
16 AX.  
Depth: 34,5 mm

**20113.2.N**  
16 AX  
- 2 modules.  
Depth: 34,5 mm


### Radiofrequency kits



**OK03906**  
Kit Friends of Hue Eikon Evo, white.  
Contains:  
• 1 4-button RF device 03906  
• 1 mounting frame 21507.B, white  
• 2 buttons 20506.B, white  
To be completed with 2-module or 2-central-module Eikon Evo cover plates



**OK03906.01**  
Kit Friends of Hue Eikon Evo, grey.  
Contains:  
• 1 4-button RF device 03906  
• 1 mounting frame 21507, grey  
• 2 buttons 20506, grey  
To be completed with 2-module or 2-central-module Eikon Evo cover plates




**▲ OK03906.03**  
Kit Friends of Hue Eikon Evo. Contains:  
• 1 4-button RF device 03906  
• 1 mounting frame 21507.B, white  
• 2 buttons 20506.B, white  
• 2-module cover plate 21642.17, total white



Grey	White	Next
------	-------	------


### Radiofrequency smart devices




**03955**  
4-button flat device with RF transmission, 868 MHz, **EnOcean**® standard, to be completed with buttons 20506+20506.2 - 2 modules




**01796.1**  
EnOcean® multifunction actuator, NO 8 A 230 V~ relay output, supply voltage 230 V~ 50/60 Hz



**03925**  
4-button flat device with RF transmission, 2.4 GHz, **Bluetooth**® Low Energy *wireless technology*, to be completed with buttons 20506+20506.2 - 2 modules



**03905**  
4-button flat device with RF transmission, 2.4 GHz, **ZigBee Green Power** standard, to be completed with buttons 20506+20506.2 - 2 modules



**03906**  
4-button flat device with RF transmission, 2.4 GHz, **ZigBee Green Power** and **Friends of Hue** standard, to be completed with buttons 20506 - 2 modules



**20507**  
Frame for RF devices surface mounting, only for Eikon Chrome cover plate, grey



**20507.B**  
Frame for RF devices surface mounting, only for Eikon Chrome cover plate, white



**21507**  
Frame for RF devices surface mounting, only for Eikon Evo cover plate, grey



**21507.B**  
Frame for RF devices surface mounting, only for Eikon Evo cover plate, white



**22507**  
Frame for RF devices surface mounting, only for Eikon Exé cover plate, grey



**22507.B**  
Frame for RF devices surface mounting, only for Eikon Exé cover plate, white



**20506**  
Pair of 1-module buttons for RF devices, customizable



**20506.2**  
2-module button for RF devices, customizable



**20506.B**  
Pair of 1-module buttons for RF devices, customizable



**20506.2.B**  
2-module button for RF devices, customizable



**20506.N**  
Pair of 1-module buttons for RF devices, customizable



**20506.2.N**  
2-module button for RF devices, customizable

## Devices

Grey	White	Next
------	-------	------

### 1P NO 10 A push buttons 250 V~ (lightable°)



**20008** 10 A.  
Depth: 25 mm

**20008.2** 10 A  
- 2 modules.  
Depth: 25 mm



**20008.B** 10 A.  
Depth: 25 mm

**20008.2.B** 10 A  
- 2 modules.  
Depth: 25 mm



**20008.N** 10 A.  
Depth: 25 mm

**20008.2.N** 10 A  
- 2 modules.  
Depth: 25 mm



**20008.2.C** Bell symbol  
- 2 modules.  
Depth: 25 mm

**20008.2.L** Light symbol  
- 2 modules.  
Depth: 25 mm



**20008.2.C.B** Bell symbol  
- 2 modules.  
Depth: 25 mm

**20008.2.L.B** Light symbol  
- 2 modules.  
Depth: 25 mm



**20008.2.C.N** Bell symbol  
- 2 modules.  
Depth: 25 mm

**20008.2.L.N** Light symbol  
- 2 modules.  
Depth: 25 mm

### 1P NO 10 A push buttons 250 V~, screwless terminals (lightable°)



**20008.FX** 10 A.  
Depth: 26,7 mm

**20008.FX.2** 10 A  
- 2 modules.  
Depth: 26,7 mm



**20008.FX.B** 10 A.  
Depth: 26,7 mm

**20008.FX.2.B** 10 A  
- 2 modules.  
Depth: 26,7 mm



**20008.FX.N** 10 A.  
Depth: 26,7 mm

**20008.FX.2.N** 10 A  
- 2 modules.  
Depth: 26,7 mm

### Axial 1P NO 10 A push buttons 250 V~ (lightable°)



**20108** 10 A.  
Depth: 34,5 mm

**20108.2** 10 A  
- 2 modules.  
Depth: 34,5 mm



**20108.B** 10 A.  
Depth: 34,5 mm

**20108.2.B** 10 A  
- 2 modules.  
Depth: 34,5 mm



**20108.N** 10 A.  
Depth: 34,5 mm

**20108.2.N** 10 A  
- 2 modules.  
Depth: 34,5 mm

### 1P NC 10 A push button 250 V~ (lightable°)



**20010** 10 A.  
Depth: 25 mm



**20010.B** 10 A.  
Depth: 25 mm



**20010.N** 10 A.  
Depth: 25 mm

## Devices

Grey	White	Next
------	-------	------

### Lightable° mechanisms 250 V~ (common devices for the three versions)

<b>20001.0</b> 1P 16 AX 1-way switch. Depth: 25 mm	<b>20015.0</b> 2P 16 AX 1-way switch. Depth: 25 mm	<b>20005.0</b> 1P 16 AX 2-way switch. Depth: 25 mm	<b>20013.0</b> 1P 16 AX reversing switch. Depth: 25 mm	<b>20008.0</b> 1P NO 10 A push button. Depth: 25 mm	<b>20010.0</b> 1P NC 10 A push button. Depth: 25 mm	<b>20002.0</b> 1P 20 AX 1-way switch. Depth: 25 mm	<b>20016.0</b> 2P 20 AX 1-way switch. Depth: 25 mm	<b>20006.0</b> 1P 20 AX 2-way switch. Depth: 25 mm

### Lightable° mechanisms 250 V~, screwless terminals (common devices for the three versions)

<b>20001.FX.0</b> 1P 16 AX 1-way switch. Depth: 26,7 mm	<b>20015.FX.0</b> 2P 16 AX 1-way switch. Depth: 26,7 mm	<b>20005.FX.0</b> 1P 16 AX 2-way switch. Depth: 26,7 mm	<b>20013.FX.0</b> 1P 16 AX reversing switch. Depth: 26,7 mm	<b>20008.FX.0</b> 1P NO 10 A push button. Depth: 26,7 mm

### 1-module interchangeable buttons (lightable°)

<b>20021</b> No symbol	<b>20026</b> With diffuser	<b>20026.DND</b> Do Not Disturb with diffuser	<b>20026.PLS</b> Please Clean with diffuser	<b>20021.B</b> No symbol	<b>20026.B</b> With diffuser	<b>20026.DND.B</b> Do Not Disturb with diffuser	<b>20026.PLS.B</b> Please Clean with diffuser	<b>20021.N</b> No symbol	<b>20026.N</b> With diffuser	<b>20026.DND.N</b> Do Not Disturb with diffuser	<b>20026.PLS.N</b> Please Clean with diffuser
<b>20031</b> Customizable	<b>20021.C</b> Bell symbol	<b>20021.L</b> Light symbol	<b>20021.P</b> Key symbol	<b>20031.B</b> Customizable	<b>20021.C.B</b> Bell symbol	<b>20021.L.B</b> Light symbol	<b>20021.P.B</b> Key symbol	<b>20031.N</b> Customizable	<b>20021.C.N</b> Bell symbol	<b>20021.L.N</b> Light symbol	<b>20021.P.N</b> Key symbol
<b>20021.99</b> O I symbols for 2P switches	<b>20031.PS</b> 'Press' marked			<b>20021.99.B</b> O I symbols for 2P switches	<b>20031.PS.B</b> 'Press' marked			<b>20021.99.N</b> O I symbols for 2P switches	<b>20031.PS.N</b> 'Press' marked		

### 1-module interchangeable buttons for axial controls (lightable°)
















<b>20131</b> No symbol	<b>20131.C</b> Bell symbol	<b>20131.L</b> Light symbol	<b>20131.B</b> No symbol	<b>20131.C.B</b> Bell symbol	<b>20131.L.B</b> Light symbol	<b>20131.N</b> No symbol	<b>20131.C.N</b> Bell symbol	<b>20131.L.N</b> Light symbol
<b>20131.P</b> Key symbol	<b>20131.O</b> Customizable		<b>20131.P.B</b> Key symbol	<b>20131.O.B</b> Customizable		<b>20131.P.N</b> Key symbol	<b>20131.O.N</b> Customizable	

Grey	White	Next
------	-------	------




### 2-module interchangeable buttons (lightable°)

 <b>20022</b> No symbol	 <b>20027</b> With diffuser	 <b>20032</b> Customizable	 <b>20022.B</b> No symbol	 <b>20027.B</b> With diffuser	 <b>20032.B</b> Customizable	 <b>20022.N</b> No symbol	 <b>20027.N</b> With diffuser	 <b>20032.N</b> Customizable
 <b>20022.C</b> Bell symbol	 <b>20022.L</b> Light symbol	 <b>20022.P</b> Key symbol	 <b>20022.C.B</b> Bell symbol	 <b>20022.L.B</b> Light symbol	 <b>20022.P.B</b> Key symbol	 <b>20022.C.N</b> Bell symbol	 <b>20022.L.N</b> Light symbol	 <b>20022.P.N</b> Key symbol
 <b>20022.99</b> O I symbols for 2P switches	 <b>20032.PS</b> 'Press' marked		 <b>20022.99.B</b> O I symbols for 2P switches	 <b>20032.PS.B</b> 'Press' marked		 <b>20022.99.N</b> O I symbols for 2P switches	 <b>20032.PS.N</b> 'Press' marked	

### 2-module interchangeable buttons for axial controls (lightable°)

 <b>20132</b> No symbol	 <b>20132.C</b> Bell symbol	 <b>20132.L</b> Light symbol	 <b>20132.B</b> No symbol	 <b>20132.C.B</b> Bell symbol	 <b>20132.L.B</b> Light symbol	 <b>20132.N</b> No symbol	 <b>20132.C.N</b> Bell symbol	 <b>20132.L.N</b> Light symbol
 <b>20132.P</b> Key symbol	 <b>20132.0</b> Customizable		 <b>20132.P.B</b> Key symbol	 <b>20132.0.B</b> Customizable		 <b>20132.P.N</b> Key symbol	 <b>20132.0.N</b> Customizable	

### 3-module interchangeable buttons (lightable°)




 <b>20023</b> No symbol	 <b>20028</b> With diffuser	 <b>20023.B</b> No symbol	 <b>20028.B</b> With diffuser	 <b>20023.N</b> No symbol	 <b>20028.N</b> With diffuser
 <b>20033</b> Customizable	 <b>20023.C</b> Bell symbol	 <b>20033.B</b> Customizable	 <b>20023.C.B</b> Bell symbol	 <b>20033.N</b> Customizable	 <b>20023.C.N</b> Bell symbol






## Devices

Grey	White	Next
------	-------	------




### 1P special switches 250 V~

 <p><b>20050</b> NO 10 A, with lightable name-plate - 2 modules. Depth: 26,5 mm</p> <p><b>20052</b> NO 10 A cord-operated. Depth: 25,5 mm</p> <p><b>20053</b> NC 10 A cord-operated. Depth: 25,5 mm</p>	 <p><b>20050.B</b> NO 10 A, with lightable name-plate - 2 modules. Depth: 26,5 mm</p> <p><b>20052.B</b> NO 10 A cord-operated. Depth: 25,5 mm</p> <p><b>20053.B</b> NC 10 A cord-operated. Depth: 25,5 mm</p>	 <p><b>20050.N</b> NO 10 A, with lightable name-plate - 2 modules. Depth: 26,5 mm</p> <p><b>20052.N</b> NO 10 A cord-operated. Depth: 25,5 mm</p> <p><b>20053.N</b> NC 10 A cord-operated. Depth: 25,5 mm</p>
---	--	--

### Additional 1P switches 250 V~

 <p><b>20056.33</b> 10 A, NO + NC-contact, OFF symbol. Depth: 29,5 mm</p> <p><b>20056.34</b> 10 A, NO + NC-contact, ON symbol. Depth: 29,5 mm</p> <p><b>20058</b> Two 10 A NO+NC independent contacts, OFF/ON symbols. Depth: 29,5 mm</p>	 <p><b>20056.33.B</b> 10 A, NO + NC-contact, OFF symbol. Depth: 29,5 mm</p> <p><b>20056.34.B</b> 10 A, NO + NC-contact, ON symbol. Depth: 29,5 mm</p> <p><b>20058.B</b> Two 10 A NO+NC independent contacts, OFF/ON symbols. Depth: 29,5 mm</p>	 <p><b>20056.33.N</b> 10 A, NO + NC-contact, OFF symbol. Depth: 29,5 mm</p> <p><b>20056.34.N</b> 10 A, NO + NC-contact, ON symbol. Depth: 29,5 mm</p> <p><b>20058.N</b> Two 10 A NO+NC independent contacts, OFF/ON symbols. Depth: 29,5 mm</p>
---	--	--




### 1P push buttons 250 V~

 <p><b>20066</b> Two NO 10 A, independents. Depth: 29,5 mm</p>	 <p><b>20066.B</b> Two NO 10 A, independents. Depth: 29,5 mm</p>	 <p><b>20066.N</b> Two NO 10 A, independents. Depth: 29,5 mm</p>
--	---	---

### 1P NO 10 A push buttons 250 V~ with indicator (for signalling units<sup>o</sup>)

 <p><b>20068.B</b> White diffuser. Depth: 29 mm</p>	 <p><b>20068.B.B</b> White diffuser. Depth: 29 mm</p>	 <p><b>20068.B.N</b> White diffuser. Depth: 29 mm</p>
---	--	--







### Switches 250 V~

 <p><b>20060</b> 2P 10 AX 2-way switch, OFF-central. Depth: 34 mm</p> <p><b>20061</b> 2P 10 A 2-way push button, OFF-central. Depth: 35 mm</p> <p><b>20062</b> 2 1P NO 10 A push buttons, interlocked. Depth: 29,5 mm</p>	 <p><b>20060.B</b> 2P 10 AX 2-way switch, OFF-central. Depth: 34 mm</p> <p><b>20061.B</b> 2P 10 A 2-way push button, OFF-central. Depth: 35 mm</p> <p><b>20062.B</b> 2 1P NO 10 A push buttons, interlocked. Depth: 29,5 mm</p>	 <p><b>20060.N</b> 2P 10 AX 2-way switch, OFF-central. Depth: 34 mm</p> <p><b>20061.N</b> 2P 10 A 2-way push button, OFF-central. Depth: 35 mm</p> <p><b>20062.N</b> 2 1P NO 10 A push buttons, interlocked. Depth: 29,5 mm</p>
---	--	--










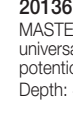








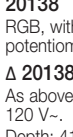



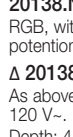
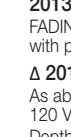












## Devices

Grey	White	Next
------	-------	------

### 2P key-operated switches 250 V~ (add .CU to the basic code for switches with 000 unified key)

 <b>20082</b> 16 AX 1-way switch, key removable in "O" (OFF) position. Depth: 33,5 mm	 <b>20083</b> 16 AX 1-way switch, key removable in both positions. Depth: 33,5 mm	 <b>20086</b> NO 16 A push button, key removable in "O" position. Depth: 33,5 mm	 <b>20082.B</b> 16 AX 1-way switch, key removable in "O" (OFF) position. Depth: 33,5 mm	 <b>20083.B</b> 16 AX 1-way switch, key removable in both positions. Depth: 33,5 mm	 <b>20086.B</b> NO 16 A push button, key removable in "O" position. Depth: 33,5 mm	 <b>20082.N</b> 16 AX 1-way switch, key removable in "O" (OFF) position. Depth: 33,5 mm	 <b>20083.N</b> 16 AX 1-way switch, key removable in both positions. Depth: 33,5 mm	 <b>20086.N</b> NO 16 A push button, key removable in "O" position. Depth: 33,5 mm
--	---	--	---	---	---	---	---	--

### Dimmers\*\*

 <b>20135.1</b> MASTER, universal. Depth: 41,5 mm	 <b>20136.1</b> MASTER, universal, with potentiometer. Depth: 41,5 mm	 <b>20135.1.B</b> MASTER, universal. Depth: 41,5 mm	 <b>20136.1.B</b> MASTER, universal, with potentiometer. Depth: 41,5 mm	 <b>20135.1.N</b> MASTER, universal. Depth: 41,5 mm	 <b>20136.1.N</b> MASTER, universal, with potentiometer. Depth: 41,5 mm
 <b>20135.1.120</b> As above, 120 V~. Depth: 40,5 mm	 <b>20136.1.120</b> As above, 120 V~. Depth: 40,5 mm	 <b>20135.1.120.B</b> As above, 120 V~. Depth: 40,5 mm	 <b>20136.1.120.B</b> As above, 120 V~. Depth: 40,5 mm	 <b>20135.1.120.N</b> As above, 120 V~. Depth: 40,5 mm	 <b>20136.1.120.N</b> As above, 120 V~. Depth: 40,5 mm
 <b>20138</b> RGB, with potentiometer	 <b>20139</b> FADING-SHOW, with potentiometer	 <b>20138.B</b> RGB, with potentiometer	 <b>20139.B</b> FADING-SHOW, with potentiometer	 <b>20138.N</b> RGB, with potentiometer	 <b>20139.N</b> FADING-SHOW, with potentiometer
 <b>20138.120</b> As above, 120 V~. Depth: 41,5 mm	 <b>20139.120</b> As above, 120 V~. Depth: 41,5 mm	 <b>20138.120.B</b> As above, 120 V~. Depth: 41,5 mm	 <b>20139.120.B</b> As above, 120 V~. Depth: 41,5 mm	 <b>20138.120.N</b> As above, 120 V~. Depth: 41,5 mm	 <b>20139.120.N</b> As above, 120 V~. Depth: 41,5 mm
 <b>*20148</b> MASTER, 800 W/500 VA 120-230 V~. Depth: 41,5 mm	 <b>*20148.B</b> MASTER, 800 W/500 VA 120-230 V~. Depth: 41,5 mm	 <b>*20148.N</b> MASTER, 800 W/500 VA 120-230 V~. Depth: 41,5 mm			
 <b>20165</b> MASTER, 500 W 230 V~ - 2 modules. For incandescent lamps and ferromagnetic transformers	 <b>20165.B</b> MASTER, 500 W 230 V~ - 2 modules. For incandescent lamps and ferromagnetic transformers	 <b>20165.N</b> MASTER, 500 W 230 V~ - 2 modules. For incandescent lamps and ferromagnetic transformers			
  Depth: 32,5 mm	  Depth: 32,5 mm	  Depth: 32,5 mm			

## Devices

Grey	White	Next
------	-------	------

### Dimmer - controllable loads

Type	UNIVERSAL							
LOADS	20135.1				20136.1			
	2-wire connection		3-wire connection		2-wire connection		3-wire connection	
	LE	TE	LE	TE	LE	TE	LE	TE
Incandescence	40 ÷ 400 W	40 ÷ 300 W	40 ÷ 400 W	40 ÷ 300 W	40 ÷ 400 W	40 ÷ 300 W	40 ÷ 400 W	40 ÷ 300 W
Compact fluorescent lamps (CFL)	10 ÷ 100 W max 5 lamps	10 ÷ 200 W max 10 lamps	10 ÷ 100 W max 5 lamps	10 ÷ 200 W max 10 lamps	10 ÷ 100 W max 5 lamps	10 ÷ 200 W max 10 lamps	10 ÷ 100 W max 5 lamps	10 ÷ 200 W max 10 lamps
LED	5 ÷ 100 W max 10 lamps	5 ÷ 200 W max 20 lamps	3 ÷ 100 W max 10 lamps	3 ÷ 200 W max 20 lamps	5 ÷ 100 W max 10 lamps	5 ÷ 200 W max 20 lamps	3 ÷ 100 W max 10 lamps	3 ÷ 200 W max 20 lamps
Electronic transformers for halogen	40 ÷ 300 VA max 3 transformers type	40 ÷ 300 VA max 5 transformers type	40 ÷ 300 VA max 3 transformers type	40 ÷ 300 VA max 5 transformers type	40 ÷ 300 VA max 3 transformers type	40 ÷ 300 VA max 5 transformers type	40 ÷ 300 VA max 3 transformers type	40 ÷ 300 VA max 5 transformers type
Supply units for LED (arts. 01874, 01875)			max 10 units	NOT useful			max 10 units	NOT useful
Step marker lamps (art. 02662)			max 10 lamps	NOT useful			max 10 lamps	NOT useful

Type	RGB	FADING-SHOW
LOADS	20138	
	20139	
	RGB supply units (art. 01876)	max 10 units
RGB lamps (art. 02663)	max 10 lamps	max 10 lamps

Type	STANDARD		
LOADS	20148 MASTER	20165 MASTER	
	Incandescence	40 - 500 W 120 V~ 50/60 Hz 40 - 800 W 230 V~ 50/60 Hz	40 - 500 W at 50 Hz 40 - 400 W at 60 Hz
	Ferromagnetic Transformers	40 - 300 VA 120 V~ 50/60 Hz 40 - 500 VA 230 V~ 50/60 Hz	40 - 500 VA at 50 Hz 40 - 400 VA at 60 Hz

### Electronic supply unit



**01874**  
230 V~ 50 Hz, for controllable LED lamps, 12-24 Vdc  
**01874.120** As above, 120 V~



**01875**  
230 V~ 50 Hz, for controllable LED lamps, 350/500/700 mA  
**01875.120** As above, 120 V~



**01876**  
230 V~ 50 Hz, for controllable LED RGB lamps, 12-24 Vdc  
**01876.120** As above, 120 V~

### Touch switches (230 V~ with built-in touch sensor)



**20120**  
Electronic switch, NO 6 A relay.  
Depth: 37 mm



**20125**  
Dimmer, 40-500 W/VA, MASTER.  
Depth: 41,5 mm



**20123**  
Push button for remote control, 50/60 Hz.  
Depth: 37 mm



**20120.B**  
Electronic switch, NO 6 A relay.  
Depth: 37 mm



**20125.B**  
Dimmer, 40-500 W/VA, MASTER.  
Depth: 41,5 mm



**20123.B**  
Push button for remote control, 50/60 Hz.  
Depth: 37 mm



**20120.N**  
Electronic switch, NO 6 A relay.  
Depth: 37 mm



**20125.N**  
Dimmer, 40-500 W/VA, MASTER.  
Depth: 41,5 mm












**20123.N**  
Push button for remote control, 50/60 Hz.  
Depth: 37 mm
















## Devices

Grey	White	Next
------	-------	------

### Infrared switches




 <b>20172</b> Receiver, NO 6 A 230 V~ relay output, 50/60 Hz <b>20172.120</b> As above, 120 V~. Depth: 37 mm	 <b>20173</b> Receiver, 4 A 230 V~ relay outputs, for rolling shutters - 2 modules. Depth: 37 mm	 <b>20175</b> Receiver, 40-450 W/VA dimmer, 230 V~. Depth: 41,5 mm	 <b>20172.B</b> Receiver, NO 6 A 230 V~ relay output, 50/60 Hz <b>20172.120.B</b> As above, 120 V~. Depth: 37 mm	 <b>20173.B</b> Receiver, 4 A 230 V~ relay outputs, for rolling shutters - 2 modules. Depth: 37 mm	 <b>20175.B</b> Receiver, 40-450 W/VA dimmer, 230 V~. Depth: 41,5 mm	 <b>20172.N</b> Receiver, NO 6 A 230 V~ relay output, 50/60 Hz <b>20172.120.N</b> As above, 120 V~. Depth: 37 mm	 <b>20173.N</b> Receiver, 4 A 230 V~ relay outputs, for rolling shutters - 2 modules. Depth: 37 mm	 <b>20175.N</b> Receiver, 40-450 W/VA dimmer, 230 V~. Depth: 41,5 mm
---	--	--	--	--	--	--	--	--



 <b>20181</b> Lighting switch, NO 6 A 230 V~ relay output, 50/60 Hz <b>20181.120</b> As above, 120 V~. Depth: 37 mm	 <b>Δ 20184</b> For incandescent lamps, 60-300 W, 230 V~ 50/60 Hz. Depth: 37 mm	 <b>20181.B</b> Lighting switch, NO 6 A 230 V~ relay output, 50/60 Hz <b>20181.120.B</b> As above, 120 V~. Depth: 37 mm	 <b>Δ 20184.B</b> For incandescent lamps, 60-300 W, 230 V~ 50/60 Hz. Depth: 37 mm	 <b>20181.N</b> Lighting switch, NO 6 A 230 V~ relay output, 50/60 Hz <b>20181.120.N</b> As above, 120 V~. Depth: 37 mm	 <b>Δ 20184.N</b> For incandescent lamps, 60-300 W, 230 V~ 50/60 Hz. Depth: 37 mm			
 <b>00800.14</b> Frame for orientable support surface mounting	 <b>00805.14</b> Adaptor for orientable support flush mounting - 2 modules. Depth: 36,5 mm	 <b>00801.14</b> Orientable support - 1 module	 <b>00800</b> Frame for orientable support surface mounting	 <b>00805</b> Adaptor for orientable support flush mounting - 2 modules. Depth: 36,5 mm	 <b>00801</b> Orientable support - 1 module	 <b>00800.20</b> Frame for orientable support surface mounting	 <b>00805.20</b> Adaptor for orientable support flush mounting - 2 modules. Depth: 36,5 mm	 <b>00801.20</b> Orientable support - 1 module















### Set/Reset push buttons

 <b>20183</b> For emergency call, 2 NO 5 A 250 V~, 12 V~/12-24 Vdc (SELV) - 2 modules. Depth: 38,5 mm	 <b>20183.B</b> For emergency call, 2 NO 5 A 250 V~, 12 V~/12-24 Vdc (SELV) - 2 modules. Depth: 38,5 mm	 <b>20183.N</b> For emergency call, 2 NO 5 A 250 V~, 12 V~/12-24 Vdc (SELV) - 2 modules. Depth: 38,5 mm
--	---	---

## Socket outlets

Grey	White	Next
------	-------	------

### SICURY 2P+E Italian standard socket outlets 250 V~

 <b>20201</b> 10 A, P11. Depth: 25 mm	 <b>20203</b> Bpresa 16 A, P17/11. Depth: 25 mm	 <b>20201.B</b> 10 A, P11. Depth: 25 mm	 <b>20203.B</b> Bpresa 16 A, P17/11. Depth: 25 mm	 <b>20201.N</b> 10 A, P11. Depth: 25 mm	 <b>20203.N</b> Bpresa 16 A, P17/11. Depth: 25 mm
 <b>20209</b> 16 A, P30 - 2 modules. Depth: 29,4 mm	 <b>20210</b> 16 A, universal - 2 modules. Depth: 26 mm	 <b>20209.B</b> 16 A, P30 - 2 modules. Depth: 29,4 mm	 <b>20210.B</b> 16 A, universal - 2 modules. Depth: 26 mm	 <b>20209.N</b> 16 A, P30 - 2 modules. Depth: 29,4 mm	 <b>20210.N</b> 16 A, universal - 2 modules. Depth: 26 mm

### SICURY 2P+E socket outlets 250 V~ (for dedicated supply lines)

 <b>20203.R</b> Bpresa 16 A, P17/11, red. Depth: 25 mm	 <b>20209.A</b> 16 A, P30, orange - 2 modules. Depth: 29,4 mm	 <b>20209.R</b> 16 A, P30, red - 2 modules. Depth: 29,4 mm	 <b>20209.V</b> 16 A, P30, green - 2 modules. Depth: 29,4 mm	 <b>20210.R</b> 16 A, universal, red - 2 modules. Depth: 29,4 mm
---	---	--	--	--

### Socket outlets 250 V~ - German standard

 <b>20208</b> SICURY 2P+E 16 A, German - 2 modules. Depth: 29,4 mm	 <b>20208.C</b> SICURY 2P+E 16 A, German, with cover - 2 modules. Depth: 31,2 mm	 <b>20208.B</b> SICURY 2P+E 16 A, German - 2 modules. Depth: 29,4 mm	 <b>20208.C.B</b> SICURY 2P+E 16 A, German, with cover - 2 modules. Depth: 31,2 mm	 <b>20208.N</b> SICURY 2P+E 16 A, German - 2 modules. Depth: 29,4 mm	 <b>20208.C.N</b> SICURY 2P+E 16 A, German, with cover - 2 modules. Depth: 31,2 mm
---	--	--	--	--	--

### Socket outlets 250 V~, screwless terminals - German standard

 <b>20208.FX</b> SICURY 2P+E 16 A, German - 2 modules. Depth: 33,5 mm	 <b>20208.FX.C</b> SICURY 2P+E 16 A, German, with cover - 2 modules. Depth: 34,4 mm	 <b>20208.FX.B</b> SICURY 2P+E 16 A, German - 2 modules. Depth: 33,5 mm	 <b>20208.FX.C.B</b> SICURY 2P+E 16 A, German, with cover - 2 modules. Depth: 34,4 mm	 <b>20208.FX.N</b> SICURY 2P+E 16 A, German - 2 modules. Depth: 33,5 mm	 <b>20208.FX.C.N</b> SICURY 2P+E 16 A, German, with cover - 2 modules. Depth: 34,4 mm
--	---	---	---	---	---

## Socket outlets

Grey	White	Next
------	-------	------




### Socket outlets 250 V~ - French standard

 <p><b>20212</b> SICURY 2P+E 16 A, French - 2 modules. Depth: 26,4 mm</p> <p><b>20212.C</b> SICURY 2P+E 16 A, French, with cover - 2 modules. Depth: 28,3 mm</p>	 <p><b>20212.B</b> SICURY 2P+E 16 A, French - 2 modules. Depth: 26,4 mm</p> <p><b>20212.C.B</b> SICURY 2P+E 16 A, French, with cover - 2 modules. Depth: 28,3 mm</p>	 <p><b>20212.N</b> SICURY 2P+E 16 A, French - 2 modules. Depth: 26,4 mm</p> <p><b>20212.C.N</b> SICURY 2P+E 16 A, French, with cover - 2 modules. Depth: 28,3 mm</p>
--	---	---




### Socket outlets 250 V~, screwless terminals - French standard

 <p><b>20212.FX</b> SICURY 2P+E 16 A, French - 2 modules. Depth: 30,5 mm</p> <p><b>20212.FX.C</b> SICURY 2P+E 16 A, French, with cover - 2 modules. Depth: 31,5 mm</p>	 <p><b>20212.FX.B</b> SICURY 2P+E 16 A, French - 2 modules. Depth: 30,5 mm</p> <p><b>20212.FX.C.B</b> SICURY 2P+E 16 A, French, with cover - 2 modules. Depth: 31,5 mm</p>	 <p><b>20212.FX.N</b> SICURY 2P+E 16 A, French - 2 modules. Depth: 30,5 mm</p> <p><b>20212.FX.C.N</b> SICURY 2P+E 16 A, French, with cover - 2 modules. Depth: 31,5 mm</p>
--	---	---




### Socket outlets 250 V~ - English standard

 <p><b>20214</b> SICURY 2P+E 5 A, English - 2 modules. Depth: 17,8 mm</p> <p><b>20219*</b> 2P+E 13 A, English - 2 modules. Depth: 17 mm</p> <p><b>20220</b> SICURY 2P+E 13 A, English - 2 modules. Depth: 24,4 mm</p>	 <p><b>20214.B</b> SICURY 2P+E 5 A, English - 2 modules. Depth: 17,8 mm</p> <p><b>20219.B*</b> 2P+E 13 A, English - 2 modules. Depth: 17 mm</p> <p><b>20220.B</b> SICURY 2P+E 13 A, English - 2 modules. Depth: 24,4 mm</p>	 <p><b>20214.N</b> SICURY 2P+E 5 A, English - 2 modules. Depth: 17,8 mm</p> <p><b>20219.N*</b> 2P+E 13 A, English - 2 modules. Depth: 17 mm</p> <p><b>20220.N</b> SICURY 2P+E 13 A, English - 2 modules. Depth: 24,4 mm</p>
---	---	--

### Socket outlets 250 V~ - Swiss standard

 <p><b>20226</b> 2P+E 10 A, Swiss, 13-type - 2 modules. Depth: 36,75 mm</p>	 <p><b>20226.B</b> 2P+E 10 A, Swiss, 13-type - 2 modules. Depth: 36,75 mm</p>	 <p><b>20226.N</b> 2P+E 10 A, Swiss, 13-type - 2 modules. Depth: 36,75 mm</p>
---	--	--







### SICURY socket outlets 250 V~ - Euro-American standard

 <p><b>20234</b> 2P 16 A, Euro-American (ø 4,8 mm). Depth: 28,5 mm</p> <p><b>20248</b> 2P+E 16 A, Euro-American - 2 modules. Depth: 26,5 mm</p> <p><b>20249</b> Two 2P+E 16 A, Euro-American - 3 modules. Depth: 24,5 mm</p>	 <p><b>20234.B</b> 2P 16 A, Euro-American (ø 4,8 mm). Depth: 28,5 mm</p> <p><b>20248.B</b> 2P+E 16 A, Euro-American - 2 modules. Depth: 26,5 mm</p> <p><b>20249.B</b> Two 2P+E 16 A, Euro-American - 3 modules. Depth: 24,5 mm</p>	 <p><b>20234.N</b> 2P 16 A, Euro-American (ø 4,8 mm). Depth: 28,5 mm</p> <p><b>20248.N</b> 2P+E 16 A, Euro-American - 2 modules. Depth: 26,5 mm</p> <p><b>20249.N</b> Two 2P+E 16 A, Euro-American - 3 modules. Depth: 24,5 mm</p>
--	--	---

## Socket outlets

Grey	White	Next
------	-------	------




### Socket outlets 127 V~ - USA and Saudi Arabian standards

 <b>20242</b> SICURY 2P+E 15 A, USA and Arabian. Depth: 27,4 mm	 <b>20243</b> Two SICURY 2P+E 15 A, USA and Arabian - 3 modules. Depth: 26 mm	 <b>20242.B</b> SICURY 2P+E 15 A, USA and Arabian. Depth: 27,4 mm	 <b>20243.B</b> Two SICURY 2P+E 15 A, USA and Arabian - 3 modules. Depth: 26 mm	 <b>20242.N</b> SICURY 2P+E 15 A, USA and Arabian. Depth: 27,4 mm	 <b>20243.N</b> Two SICURY 2P+E 15 A, USA and Arabian - 3 modules. Depth: 26 mm
--	--	---	--	---	--










### Socket outlets 250 V~ - Israeli standard

 <b>20240</b> SICURY 2P+E 16 A, Israeli - 2 modules. Depth: 28,7 mm	 <b>20240.B</b> SICURY 2P+E 16 A, Israeli - 2 modules. Depth: 28,7 mm	 <b>20240.N</b> SICURY 2P+E 16 A, Israeli - 2 modules. Depth: 28,7 mm
---	--	--

### Socket outlets 250 V~ - Argentinian standard

 <b>20250</b> SICURY 2P+E 10 A, Argentinian. Depth: 27,5 mm	 <b>20250.B</b> SICURY 2P+E 10 A, Argentinian. Depth: 27,5 mm	 <b>20250.N</b> SICURY 2P+E 10 A, Argentinian. Depth: 27,5 mm
--	---	---

### Socket outlets 250 V~ - Chinese standard

 <b>20251</b> SICURY 2P+E 10 A, Chinese. Depth: 27,5 mm	 <b>20252</b> SICURY 2P+E 10 A, Chinese - 2 modules. Depth: 27,3 mm	 <b>20254</b> SICURY 2P+E 16 A, Chinese - 2 modules. Depth: 30 mm	 <b>20251.B</b> SICURY 2P+E 10 A, Chinese. Depth: 27,5 mm	 <b>20252.B</b> SICURY 2P+E 10 A, Chinese - 2 modules. Depth: 27,3 mm	 <b>20254.B</b> SICURY 2P+E 16 A, Chinese. - 2 modules. Depth: 30 mm	 <b>20251.N</b> SICURY 2P+E 10 A, Chinese. Depth: 27,5 mm	 <b>20252.N</b> SICURY 2P+E 10 A, Chinese - 2 modules. Depth: 27,3 mm	 <b>20254.N</b> SICURY 2P+E 16 A, Chinese - 2 modules. Depth: 30 mm
--	---	---	---	---	---	---	---	---

### Socket outlets 250 V~ - Australian standard

 <b>20262</b> SICURY 2P+E 15 A, Australian - 2 modules. Depth: 30,4 mm	 <b>20262.B</b> SICURY 2P+E 15 A, Australian - 2 modules. Depth: 30,4 mm	 <b>20262.N</b> SICURY 2P+E 15 A, Australian - 2 modules. Depth: 30,4 mm
--	---	---

## Socket outlets

Grey	White	Next
------	-------	------

### Socket outlets 250 V~ - Brazilian standard



**20264**  
SICURY  
2P+E 10 A,  
Brazilian.  
Depth:  
31,5 mm

**20265**  
SICURY  
2P+E 20 A,  
Brazilian.  
Depth:  
31,5 mm



**20264.B**  
SICURY  
2P+E 10 A,  
Brazilian.  
Depth:  
31,5 mm

**20265.B**  
SICURY  
2P+E 20 A,  
Brazilian.  
Depth:  
31,5 mm



**20264.N**  
SICURY  
2P+E 10 A,  
Brazilian.  
Depth:  
31,5 mm

**20265.N**  
SICURY  
2P+E 20 A,  
Brazilian.  
Depth:  
31,5 mm

### Socket outlets 250 V~ - Multistandard



**20255**  
SICURY 2P+E 13 A,  
with 1P 1-way switch,  
lightable - 3 modules.  
Depth: 19,5 mm



**\*20257**  
SICURY 2P+E 13 A,  
- 2 modules.  
Depth: 18,7 mm



**20255.B**  
SICURY 2P+E 13 A,  
with 1P 1-way switch,  
lightable - 3 modules.  
Depth: 19,5 mm



**\*20257.B**  
SICURY 2P+E 13 A,  
- 2 modules.  
Depth: 18,7 mm



**20255.N**  
SICURY 2P+E 13 A,  
with 1P 1-way switch,  
lightable - 3 modules.  
Depth: 19,5 mm



**\*20257.N**  
SICURY 2P+E 13 A,  
- 2 modules.  
Depth: 18,7 mm

### British standard socket outlets 250 V~ (with signalling unit 00930 included)



**20221.L<sup>4</sup>**  
SICURY 2P+E 13 A,  
1-gang, switched.  
Depth: 17,5 mm



**20222.L<sup>4</sup>**  
SICURY 2P+E 13 A, 2-gang,  
switched. Depth: 17,5 mm



**20221.L.B<sup>4</sup>**  
SICURY 2P+E 13 A,  
1-gang, switched.  
Depth: 17,5 mm



**20222.L.B<sup>4</sup>**  
SICURY 2P+E 13 A, 2-gang,  
switched. Depth: 17,5 mm



**20221.L.N<sup>4</sup>**  
SICURY 2P+E 13 A,  
1-gang, switched.  
Depth: 17,5 mm



**20222.L.N<sup>4</sup>**  
SICURY 2P+E 13 A, 2-gang,  
switched. Depth: 17,5 mm

### British standard socket outlets 250 V~ (with signalling unit 00930 included)



**20215.L<sup>5</sup>**  
SICURY 2P+E 5 A,  
1-gang, switched.  
Depth: 17,5 mm



**20217.L<sup>5</sup>**  
SICURY 2P+E 15 A,  
1-gang, switched.  
Depth: 25,5 mm



**20215.L.B<sup>5</sup>**  
SICURY 2P+E 5 A,  
1-gang, switched.  
Depth: 17,5 mm



**20217.L.B<sup>5</sup>**  
SICURY 2P+E 15 A,  
1-gang, switched.  
Depth: 25,5 mm



**20215.L.N<sup>5</sup>**  
SICURY 2P+E 5 A,  
1-gang, switched.  
Depth: 17,5 mm



**20217.L.N<sup>5</sup>**  
SICURY 2P+E 15 A,  
1-gang, switched.  
Depth: 25,5 mm

### Socket outlets 125 V~ - 2P+E 15 A 60 Hz American standard



**21296**  
Double American standard with GFCI  
- 3 modules. Depth: 33,4 mm



**21296.B**  
Double American standard with GFCI  
- 3 modules. Depth: 33,4 mm



**21296.N**  
Double American standard with GFCI  
- 3 modules. Depth: 33,4 mm



## Socket outlets

Grey	White	Next
------	-------	------

### Possibles matches - Foreign standard plugs and socket outlets

PLUG \ SOCKET OUTLET	German	French	English			Swiss	Israeli	Argentinian	Brazilian		British standard			
	20208	20212	20214	20219	20220	20226	20240	20250	20264	20265	20221.L	20222.L	20215.L	20217.L
S10 Italian standard	•	•					•							
2P 2,5 A Europlug	•	•				•	•		•	•				
2P+E 16 A 250 V~ German standard	•						○							
2P+E 16 A 250 V~ German and French standards	•	•					○							
2P 16 A 250 V~ German and French standards	•	•					•							
2P+E 16 A 250 V~ French standard		•					○							
2P+E 10 A 250 V~ Swiss standard						•								
2P+E 16 A 250 V~ Israeli standard							•							
2P+E 10 A 250 V~ Argentinian standard								•						
2P+E 10 A 250 V~ Brazilian standard									•	•				
2P+E 20 A 250 V~ Brazilian standard										•				
2P+E 5 A 250 V~ English standard			•										•	
2P+E 13 A 250 V~ English standard				•	•						•	•		
2P+E 15 A 250 V~ English standard														•
2P 13 A 220 V~ Saudi Arabian standard											•	•		

● Plug standard matches socket outlet; ○ Plug standard matches the socket outlet without earth connection.

### Possibles matches - Foreign standard plugs and socket outlets

PLUG \ SOCKET OUTLET	Multistandard		American	Euroamerican			American Saudi Arabian		Chinese			Australian
	20255	20257	20296	20234	20248	20249	20242	20243	20251	20252	20254	20262
S10 Italian standard	•	•		•	•	•						
2P 2,5 A Europlug	•	•		•	•	•						
2P+E 16 A 250 V~ German standard	○	○		○	○	○						
2P+E 16 A 250 V~ German and French standards				○	○	○						
2P 16 A 250 V~ German and French standards				•	•	•						
2P+E 16 A 250 V~ French standard				○	○	○						
2P+E 15 A 125 V~ American standard					•	•						
2P+E 10 A 250 V~ Swiss standard	•	•										
2P+E 5 A 250 V~ English standard	•	•										
2P+E 13 A 250 V~ English standard	•	•										
2P+E 15 A 125 V~ American standard			•				•	•				
2P 15 A 127 V~ American and Saudi Arabian standards							•	•				
2P+E 10 A 250 V~ Brazilian standard	•	•										
2P+E 10 A 250 V~ Chinese standard	•	•										
2P+E 16 A 250 V~ Chinese standard									•	•		
2P+E 10 A 250 V~ Australian standard	•	•									•	
2P+E 15 A 250 V~ Australian standard												•

● Plug standard matches socket outlet; ○ Plug standard matches the socket outlet without earth connection.

## Socket outlets

Grey	White	Next
------	-------	------

### SICURY 2P+E interlocked socket outlets with CB and RCBO $I_{\Delta n}$ 10 mA, (120-230 V~ 50/60 Hz)



**20273**  
Bpresa 16 A P17/11  
250 V~, 1P+N C 16  
- 2 modules.  
Depth: 39,7 mm



**20276**  
16 A P30 250 V~,  
1P+N C 16  
- 3 modules.  
Depth: 39,8 mm



**20273.B**  
Bpresa 16 A P17/11  
250 V~, 1P+N C 16  
- 2 modules.  
Depth: 39,7 mm



**20276.B**  
16 A P30 250 V~,  
1P+N C 16  
- 3 modules.  
Depth: 39,8 mm



**20273.N**  
Bpresa 16 A P17/11  
250 V~, 1P+N C 16  
- 2 modules.  
Depth: 39,7 mm



**20276.N**  
16 A P30 250 V~,  
1P+N C 16  
- 3 modules.  
Depth: 39,8 mm



**20283**  
Bpresa 16 A P17/11  
250 V~, 1P+N C 16  
- 3 modules.  
Depth: 39,7 mm



**20286**  
16 A P30 250 V~,  
1P+N C 16  
- 4 modules.  
Depth: 39,8 mm



**20283.B**  
Bpresa 16 A P17/11  
250 V~, 1P+N C 16  
- 3 modules.  
Depth: 39,7 mm



**20286.B**  
16 A P30 250 V~,  
1P+N C 16  
- 4 modules.  
Depth: 39,8 mm



**20283.N**  
Bpresa 16 A P17/11  
250 V~, 1P+N C 16  
- 3 modules.  
Depth: 39,7 mm



**20286.N**  
16 A P30 250 V~,  
1P+N C 16  
- 4 modules.  
Depth: 39,8 mm

### Shaver supply units



**20290**  
230 V~ 50/60 Hz,  
with 20 VA isolating  
transformer, 230 V~  
and 120 V~ outputs  
- 3 modules.  
Depth: 42 mm



**20291<sup>6</sup>**  
230 V~ 50/60 Hz,  
with 20 VA isolating  
transformer, 230 V~  
and 120 V~ outputs.  
Depth: 41 mm



**20290.B**  
230 V~ 50/60 Hz,  
with 20 VA isolating  
transformer, 230 V~  
and 120 V~ outputs  
- 3 modules.  
Depth: 42 mm



**20291.B<sup>6</sup>**  
230 V~ 50/60 Hz,  
with 20 VA isolating  
transformer, 230 V~  
and 120 V~ outputs.  
Depth: 41 mm



**20290.N**  
230 V~ 50/60 Hz,  
with 20 VA isolating  
transformer, 230 V~  
and 120 V~ outputs  
- 3 modules.  
Depth: 42 mm



**20291.N<sup>6</sup>**  
230 V~ 50/60 Hz,  
with 20 VA isolating  
transformer, 230 V~  
and 120 V~ outputs.  
Depth: 41 mm

### USB supply unit



**20292**  
5 V 1,5 A  
supply unit,  
1 USB,  
120-230 V~  
50/60 Hz.  
Depth:  
37 mm



**20295**  
5 V 2,1 A supply unit,  
2 USB ports supply  
a total of 2,1 A,  
120-230 V~ 50/60 Hz  
- 2 modules.  
Depth: 37 mm



**20292.B**  
5 V 1,5 A  
supply unit,  
1 USB,  
120-230 V~  
50/60 Hz.  
Depth:  
37 mm



**20295.B**  
5 V 2,1 A supply unit,  
2 USB ports supply  
a total of 2,1 A,  
120-230 V~ 50/60 Hz  
- 2 modules.  
Depth: 37 mm



**20292.N**  
5 V 1,5 A  
supply unit,  
1 USB,  
120-230 V~  
50/60 Hz.  
Depth:  
37 mm




































**20295.N**  
5 V 2,1 A supply unit,  
2 USB ports supply  
a total of 2,1 A,  
120-230 V~ 50/60 Hz  
- 2 modules.  
Depth: 37 mm

## Signal reception socket outlets

Grey	White	Next
------	-------	------


### Special socket outlets

 <b>20331</b> 2P 6 A 24 V (SELV), for plug 01616/01617. Depth: 25 mm	 <b>Δ 20333</b> 5P DIN 41524 socket connector. Depth: 11 mm	 <b>Δ 20334</b> 2P point-line 60130-9 IEC-07 socket connector. Depth: 11 mm	 <b>20331.B</b> 2P 6 A 24 V (SELV), for plug 01616/01617. Depth: 25 mm	 <b>Δ 20333.B</b> 5P DIN 41524 socket connector. Depth: 11 mm	 <b>Δ 20334.B</b> 2P point-line 60130-9 IEC-07 socket connector. Depth: 11 mm	 <b>20331.N</b> 2P 6 A 24 V (SELV), for plug 01616/01617. Depth: 25 mm	 <b>Δ 20333.N</b> 5P DIN 41524 socket connector. Depth: 11 mm	 <b>Δ 20334.N</b> 2P point-line 60130-9 IEC-07 socket connector. Depth: 11 mm
 <b>20345</b> USB outlet, screw terminals. Depth: 31,9 mm	 <b>20335</b> 3 RCA outlets, screw terminals. Depth: 23,4 mm	 <b>20583</b> Spring connector for speaker. Depth: 19,4 mm	 <b>20345.B</b> USB outlet, screw terminals. Depth: 31,9 mm	 <b>20335.B</b> 3 RCA outlets, screw terminals. Depth: 23,4 mm	 <b>20583.B</b> Spring connector for speaker. Depth: 19,4 mm	 <b>20345.N</b> USB outlet, screw terminals. Depth: 31,9 mm	 <b>20335.N</b> 3 RCA outlets, screw terminals. Depth: 23,4 mm	 <b>20583.N</b> Spring connector for speaker. Depth: 19,4 mm
 <b>20346</b> HDMI, Keystone connection. Depth: 37,4 mm	 <b>20346.H</b> HDMI, Keystone connection, 90° cable. Depth: 30,5 mm	 <b>20348</b> VGA, 15-pin. Depth: 11 mm	 <b>20346.B</b> HDMI, Keystone connection. Depth: 37,4 mm	 <b>20346.H.B</b> HDMI, Keystone connection, 90° cable. Depth: 30,5 mm	 <b>20348.B</b> VGA, 15-pin. Depth: 11 mm	 <b>20346.N</b> HDMI, Keystone connection. Depth: 37,4 mm	 <b>20346.H.N</b> HDMI, Keystone connection, 90° cable. Depth: 30,5 mm	 <b>20348.N</b> VGA, 15-pin. Depth: 11 mm
 <b>Δ 20361</b> BNC, coaxial cable soldering. Depth: 11 mm	 <b>Δ 20365</b> 9-pin, D-SUB, soldering - 2 modules. Depth: 11 mm	 <b>Δ 20361.B</b> BNC, coaxial cable soldering. Depth: 11 mm	 <b>Δ 20365.B</b> 9-pin, D-SUB, soldering - 2 modules. Depth: 11 mm	 <b>Δ 20361.N</b> BNC, coaxial cable soldering. Depth: 11 mm	 <b>Δ 20365.N</b> 9-pin, D-SUB, soldering - 2 modules. Depth: 11 mm			

## Signal reception socket outlets

Grey	White	Next
------	-------	------


### Phone jack



**20320**  
RJ11,  
6-position,  
4-contact (6/4).  
Depth:  
33,6 mm

**20321**  
RJ12,  
6-position,  
6-contact (6/6).  
Depth:  
33,6 mm


**20324**  
Israeli standard,  
screw terminals.  
Depth: 33,4 mm



**20320.B**  
RJ11,  
6-position,  
4-contact (6/4).  
Depth:  
33,6 mm

**20321.B**  
RJ12,  
6-position,  
6-contact (6/6).  
Depth:  
33,6 mm

**20324.B**  
Israeli standard,  
screw terminals.  
Depth: 33,4 mm



**20320.N**  
RJ11,  
6-position,  
4-contact (6/4).  
Depth:  
33,6 mm

**20321.N**  
RJ12,  
6-position,  
6-contact (6/6).  
Depth:  
33,6 mm

**20324.N**  
Israeli standard,  
screw terminals.  
Depth: 33,4 mm



**20327**  
8-contact, French standard  
- 2 modules. Depth: 22 mm



**20327.B**  
8-contact, French standard  
- 2 modules. Depth: 22 mm



**20327.N**  
8-contact, French standard  
- 2 modules. Depth: 22 mm




**20322**  
RJ11,  
6-position  
4-contact (6/4)  
+ cover.  
Depth: 33,4 mm

**20323**  
RJ12,  
6-position  
6-contact (6/6)  
+ cover.  
Depth: 33,4 mm



**20322.B**  
RJ11,  
6-position  
4-contact (6/4)  
+ cover.  
Depth: 33,4 mm

**20323.B**  
RJ12,  
6-position  
6-contact (6/6)  
+ cover.  
Depth: 33,4 mm



**20322.N**  
RJ11,  
6-position  
4-contact (6/4)  
+ cover.  
Depth: 33,4 mm

**20323.N**  
RJ12,  
6-position  
6-contact (6/6)  
+ cover.  
Depth: 33,4 mm




**20325**  
BT, MASTER.  
Depth:  
33,4 mm

**20326**  
BT, SLAVE.  
Depth:  
33,4 mm



**20325.B**  
BT, MASTER.  
Depth:  
33,4 mm


**20326.B**  
BT, SLAVE.  
Depth:  
33,4 mm



**20325.N**  
BT, MASTER.  
Depth:  
33,4 mm


**20326.N**  
BT, SLAVE.  
Depth:  
33,4 mm

### Coaxial TV-RD-SAT 5-2400 MHz socket outlets (output male and female)




**20300.01**  
Single  
connection,  
1 dB.  
Depth:  
26,8 mm

**20300.10**  
Through-line,  
10 dB.  
Depth:  
26,8 mm



**20300.01.B**  
Single  
connection,  
1 dB.  
Depth:  
26,8 mm

**20300.10.B**  
Through-line,  
10 dB.  
Depth:  
26,8 mm









**20300.01.N**  
Single  
connection,  
1 dB.  
Depth:  
26,8 mm

**20300.10.N**  
Through-line,  
10 dB.  
Depth:  
26,8 mm



## Signal reception socket outlets

Grey	White	Next
------	-------	------


### Coaxial TV-RD-SAT 5-2400 MHz socket outlets, demix (male and F-type outputs)

 <p><b>20302.01</b> Single connection 1 dB - 2 modules. Depth: 22,4 mm</p>	 <p><b>20302.10</b> Through-line 10 dB - 2 modules. Depth: 22,4 mm</p>	 <p><b>20302.01.B</b> Single connection 1 dB - 2 modules. Depth: 22,4 mm</p>	 <p><b>20302.10.B</b> Through-line 10 dB - 2 modules. Depth: 22,4 mm</p>	 <p><b>20302.01.N</b> Single connection 1 dB - 2 modules. Depth: 22,4 mm</p>	 <p><b>20302.10.N</b> Through-line 10 dB - 2 modules. Depth: 22,4 mm</p>
--	---	---	---	---	---







### Coaxial TV-FM-SAT 5-2400 MHz socket outlets (male, female and F-type outputs)

 <p><b>20303</b> Single connection 1 dB - 2 modules. Depth: 20,5 mm</p>	 <p><b>20303.B</b> Single connection 1 dB - 2 modules. Depth: 20,5 mm</p>	 <p><b>20303.N</b> Single connection 1 dB - 2 modules. Depth: 20,5 mm</p>
---	--	--

### F-type socket outlets

 <p><b>20318</b> With F type female connector. Depth: 11 mm</p>	 <p><b>20318.B</b> With F type female connector. Depth: 11 mm</p>	 <p><b>20318.N</b> With F type female connector. Depth: 11 mm</p>
---	--	--

### Coaxial TV 40-862 MHz socket outlets (1 output: female)

 <p><b>*20313</b> Single connection. Depth: 29,2 mm</p>	 <p><b>Δ*20314</b> Through-line 20 dB. Depth: 29,2 mm</p>	 <p><b>*20313.B</b> Single connection. Depth: 29,2 mm</p>	 <p><b>Δ*20314.B</b> Through-line 20 dB. Depth: 29,2 mm</p>	 <p><b>*20313.N</b> Single connection. Depth: 29,2 mm</p>	 <p><b>Δ*20314.N</b> Through-line 20 dB. Depth: 29,2 mm</p>
---	--	--	--	--	--

### Adaptors for coaxial TV-RD-SAT socket outlets

 <p><b>20319</b> For 2 or 3 outputs - 2 modules</p>	 <p><b>20319.B</b> For 2 or 3 outputs - 2 modules</p>	 <p><b>20319.N</b> For 2 or 3 outputs - 2 modules</p>
---	--	--

## Signal reception socket outlets

Grey	White	Next
------	-------	------

### Terminal resistor and coaxial TV-RD-SAT 2400 MHz connectors

<b>16330</b> Z 75 Ω, for frequencies up to 2400 MHz	<b>01644</b> Male, axial cable entry	<b>01645</b> Female, axial cable entry	<b>01634</b> Male, 90°-cable entry	<b>01635</b> Female, 90°-cable entry	<b>01654</b> Male F-type, for RG59 cable

### RJ45 data ports

<b>20337.6</b> Cat. 6, UTP, shuttered. Depth: 26,1 mm	<b>20338.8</b> Netsafe, Cat. 5e, UTP. Depth: 23,6 mm	<b>20339.4</b> Netsafe, Cat. 5e, UTP 110. Depth: 24,7 mm	<b>20339.5</b> Netsafe, Cat. 5e, FTP 110. Depth: 36,15 mm	<b>20337.6.B</b> Cat. 6, UTP, shuttered. Depth: 26,1 mm	<b>20338.8.B</b> Netsafe, Cat. 5e, UTP. Depth: 23,6 mm	<b>20339.4.B</b> Netsafe, Cat. 5e, UTP 110. Depth: 24,7 mm	<b>20339.5.B</b> Netsafe, Cat. 5e, FTP 110. Depth: 36,15 mm	<b>20337.6.N</b> Cat. 6, UTP, shuttered. Depth: 26,1 mm	<b>20338.8.N</b> Netsafe, Cat. 5e, UTP. Depth: 23,6 mm	<b>20339.4.N</b> Netsafe, Cat. 5e, UTP 110. Depth: 24,7 mm	<b>20339.5.N</b> Netsafe, Cat. 5e, FTP 110. Depth: 36,15 mm
<b>20339.6</b> Netsafe, Cat. 6, UTP 110. Depth: 22,3 mm	<b>20339.11</b> Netsafe, Cat. 5e, UTP. Depth: 30,3 mm	<b>20339.13</b> Netsafe, Cat. 6, UTP. Depth: 30,3 mm	<b>20339.14</b> Netsafe, Cat. 6, FTP. Depth: 30,3 mm	<b>20339.6.B</b> Netsafe, Cat. 6, UTP 110. Depth: 22,3 mm	<b>20339.11.B</b> Netsafe, Cat. 5e, UTP. Depth: 30,3 mm	<b>20339.13.B</b> Netsafe, Cat. 6, UTP. Depth: 30,3 mm	<b>20339.14.B</b> Netsafe, Cat. 6, FTP. Depth: 30,3 mm	<b>20339.6.N</b> Netsafe, Cat. 6, UTP 110. Depth: 22,3 mm	<b>20339.11.N</b> Netsafe, Cat. 5e, UTP. Depth: 30,3 mm	<b>20339.13.N</b> Netsafe, Cat. 6, UTP. Depth: 30,3 mm	<b>20339.14.N</b> Netsafe, Cat. 6, FTP. Depth: 30,3 mm
<b>20339.15</b> Netsafe, Cat. 6 <sub>A</sub> , UTP. Depth: 30,3 mm	<b>20339.16</b> Netsafe, Cat. 6 <sub>A</sub> , FTP. Depth: 30,3 mm	<b>20340.1</b> Panduit, Cat. 5e, UTP. Depth: 28,55 mm	<b>20339.15.B</b> Netsafe, Cat. 6 <sub>A</sub> , UTP. Depth: 30,3 mm	<b>20339.16.B</b> Netsafe, Cat. 6 <sub>A</sub> , FTP. Depth: 30,3 mm	<b>20340.1.B</b> Panduit, Cat. 5e, UTP. Depth: 28,55 mm	<b>20339.15.N</b> Netsafe, Cat. 6 <sub>A</sub> , UTP. Depth: 30,3 mm	<b>20339.16.N</b> Netsafe, Cat. 6 <sub>A</sub> , FTP. Depth: 30,3 mm	<b>20340.1.N</b> Panduit, Cat. 5e, UTP. Depth: 28,55 mm			

### Wi-Fi access point

<b>20195</b> 72,2 Mb/s with 2 LAN 10-100 Mb/s ports, ON/OFF inputs for remote control, 230 V~ 50/60 Hz - 2 modules. Depth: 41 mm	<b>20195.B</b> 72,2 Mb/s with 2 LAN 10-100 Mb/s ports, ON/OFF inputs for remote control, 230 V~ 50/60 Hz - 2 modules. Depth: 41 mm	<b>20195.N</b> 72,2 Mb/s with 2 LAN 10-100 Mb/s ports, ON/OFF inputs for remote control, 230 V~ 50/60 Hz - 2 modules. Depth: 41 mm













## Signal reception socket outlets • Signalling

Grey	White	Next
------	-------	------







### Adapters for data ports

											
<b>20337.C</b> RJ45 Keystone + cover. Depth: 10 mm	<b>20338.C</b> RJ45, Cat. 5/6 AMP, Lucent T. Depth: 11 mm	<b>20340.C</b> For MINI-COM Panduit. Depth: 11 mm	<b>20343.K</b> Slanting adaptor for RJ45 Keystone. Depth: 11 mm	<b>20337.C.B</b> RJ45 Keystone + cover. Depth: 10 mm	<b>20338.C.B</b> RJ45, Cat. 5/6 AMP, Lucent T. Depth: 11 mm	<b>20340.C.B</b> For MINI-COM Panduit. Depth: 11 mm	<b>20343.K.B</b> Slanting adaptor for RJ45 Keystone. Depth: 11 mm	<b>20337.C.N</b> RJ45 Keystone + cover. Depth: 10 mm	<b>20338.C.N</b> RJ45, Cat. 5/6 AMP, Lucent T. Depth: 11 mm	<b>20340.C.N</b> For MINI-COM Panduit. Depth: 11 mm	<b>20343.K.N</b> Slanting adaptor for RJ45 Keystone. Depth: 11 mm

### Sockets for fibre optic cable

					
<b>20350.SC</b> Monomode 9/125 µm, with SC/ APC simplex adaptor. Depth: 19,4 mm	<b>20350.LC</b> Monomode 9/125 µm, with LC duplex adaptor. Depth: 19,7 mm	<b>20350.SC.B</b> Monomode 9/125 µm, with SC/ APC simplex adaptor. Depth: 19,4 mm	<b>20350.LC.B</b> Monomode 9/125 µm, with LC duplex adaptor. Depth: 19,7 mm	<b>20350.SC.N</b> Monomode 9/125 µm, with SC/ APC simplex adaptor. Depth: 19,4 mm	<b>20350.LC.N</b> Monomode 9/125 µm, with LC duplex adaptor. Depth: 19,7 mm
					
<b>20351.SC</b> Multimode 50/125 µm, with SC simplex adaptor. Depth: 19,4 mm	<b>20351.LC</b> Multimode 50/125 µm, with LC duplex adaptor. Depth: 17,9 mm	<b>20351.SC.B</b> Multimode 50/125 µm, with SC simplex adaptor. Depth: 19,4 mm	<b>20351.LC.B</b> Multimode 50/125 µm, with LC duplex adaptor. Depth: 17,9 mm	<b>20351.SC.N</b> Multimode 50/125 µm, with SC simplex adaptor. Depth: 19,4 mm	<b>20351.LC.N</b> Multimode 50/125 µm, with LC duplex adaptor. Depth: 17,9 mm

### Electromechanical bells

								
<b>20370</b> 12 V~ (SELV) 50/60 Hz. Depth: 37 mm	<b>20372</b> 120 V~ 50/60 Hz. Depth: 37 mm	<b>20373</b> 230 V~ 50/60 Hz. Depth: 37 mm	<b>20370.B</b> 12 V~ (SELV) 50/60 Hz. Depth: 37 mm	<b>20372.B</b> 120 V~ 50/60 Hz. Depth: 37 mm	<b>20373.B</b> 230 V~ 50/60 Hz. Depth: 37 mm	<b>20370.N</b> 12 V~ (SELV) 50/60 Hz. Depth: 37 mm	<b>20372.N</b> 120 V~ 50/60 Hz. Depth: 37 mm	<b>20373.N</b> 230 V~ 50/60 Hz. Depth: 37 mm

### Electronic bells

		
<b>20380</b> 3-sound-sequence, supply voltage 12 V~ and 12 Vdc (SELV) - 2 modules. Depth: 37 mm	<b>20380.B</b> 3-sound-sequence, supply voltage 12 V~ and 12 Vdc (SELV) - 2 modules. Depth: 37 mm	<b>20380.N</b> 3-sound-sequence, supply voltage 12 V~ and 12 Vdc (SELV) - 2 modules. Depth: 37 mm

Grey	White	Next
------	-------	------

### Buzzers

  <p><b>20375</b> 12 V~ (SELV) 50/60 Hz. Depth: 37 mm</p> <p><b>20378</b> 230 V~ 50/60 Hz. Depth: 37 mm</p>	  <p><b>20375.B</b> 12 V~ (SELV) 50/60 Hz. Depth: 37 mm</p> <p><b>20378.B</b> 230 V~ 50/60 Hz. Depth: 37 mm</p>	  <p><b>20375.N</b> 12 V~ (SELV) 50/60 Hz. Depth: 37 mm</p> <p><b>20378.N</b> 230 V~ 50/60 Hz. Depth: 37 mm</p>
--	---	---










### Luminous indicator units (for 1 or 2 signalling units\*)

  <p><b>20386.B</b> White diffuser. Depth: 23 mm</p> <p><b>20388</b> Neutral diffusers. Depth: 23 mm</p>	  <p><b>20386.B.B</b> White diffuser. Depth: 23 mm</p> <p><b>20388.B</b> Neutral diffusers. Depth: 23 mm</p>	  <p><b>20386.B.N</b> White diffuser. Depth: 23 mm</p> <p><b>20388.N</b> Neutral diffusers. Depth: 23 mm</p>
---	--	--

### Prismatic indicator units - 2 modules (for 14771 and 14777 lamps - supplied without lamp)

 <p><b>20387.B</b> White diffuser - 2 modules. Depth: 25 mm</p>	 <p><b>20387.R</b> Red diffuser - 2 modules. Depth: 25 mm</p>	 <p><b>20387.V</b> Green diffuser - 2 modules. Depth: 25 mm</p>
---	--	--

### Step marker lamps (with high-efficiency LED)

  <p><b>20381</b> 230 V~ 50/60 Hz <b>20381.012</b> 12 V~ 50/60 Hz or 12 Vdc (SELV). Depth: 37 mm</p> <p><b>20389</b> 230 V~ 50/60 Hz - 2 modules. Depth: 37 mm</p>	  <p><b>20381.B</b> 230 V~ 50/60 Hz <b>20381.012.B</b> 12 V~ 50/60 Hz or 12 Vdc (SELV). Depth: 37 mm</p> <p><b>20389.B</b> 230 V~ 50/60 Hz - 2 modules. Depth: 37 mm</p>	  <p><b>20381.N</b> 230 V~ 50/60 Hz <b>20381.012.N</b> 12 V~ 50/60 Hz or 12 Vdc (SELV). Depth: 37 mm</p> <p><b>20389.N</b> 230 V~ 50/60 Hz - 2 modules. Depth: 37 mm</p>
 <p><b>Δ 20389.012</b> 12 V~ 50/60 Hz or 12 Vdc (SELV) - 2 modules. Depth: 37 mm</p>	 <p><b>Δ 20389.012.B</b> 12 V~ 50/60 Hz or 12 Vdc (SELV) - 2 modules. Depth: 37 mm</p>	 <p><b>Δ 20389.012.N</b> 12 V~ 50/60 Hz or 12 Vdc (SELV) - 2 modules. Depth: 37 mm</p>



Grey	White	Next
------	-------	------

### Lighting devices



**20383**  
With high-efficiency LED,  
120-230 V~ 50/60 Hz  
- 3 modules.  
Depth: 37 mm



**20383.B**  
With high-efficiency LED,  
120-230 V~ 50/60 Hz  
- 3 modules.  
Depth: 37 mm



**20383.N**  
With high-efficiency LED,  
120-230 V~ 50/60 Hz  
- 3 modules.  
Depth: 37 mm



**02671**  
With high-efficiency LED, 120-230 V~ 50/60 Hz  
and built-in 7-module frame.  
Depth: 44,7 mm

### TORCIA, electronic hand-lamps (with automatic emergency device)



**20395**  
With high-efficiency LED,  
230 V~ 50/60 Hz  
- 2 modules.  
Depth: 46 mm



**20396**  
With high-efficiency LED,  
120 V~ 50/60 Hz  
- 2 modules.  
Depth: 46 mm



**20395.B**  
With high-efficiency LED,  
230 V~ 50/60 Hz  
- 2 modules.  
Depth: 46 mm



**20396.B**  
With high-efficiency LED,  
120 V~ 50/60 Hz  
- 2 modules.  
Depth: 46 mm



**20395.N**  
With high-efficiency LED,  
230 V~ 50/60 Hz  
- 2 modules.  
Depth: 46 mm



**20396.N**  
With high-efficiency LED,  
120 V~ 50/60 Hz  
- 2 modules.  
Depth: 46 mm

### Emergency lighting devices (with automatic emergency device)



**20382**  
With high-efficiency LED,  
230 V~ 50/60 Hz.  
Depth: 37 mm



**20384**  
With high-efficiency LED,  
120-230 V~ 50/60 Hz  
- 3 modules.  
Depth: 37 mm



**20382.B**  
With high-efficiency LED,  
230 V~ 50/60 Hz.  
Depth: 37 mm



**20384.B**  
With high-efficiency LED,  
120-230 V~ 50/60 Hz  
- 3 modules.  
Depth: 37 mm




**20382.N**  
With high-efficiency LED,  
230 V~ 50/60 Hz.  
Depth: 37 mm



**20384.N**  
With high-efficiency LED,  
120-230 V~ 50/60 Hz  
- 3 modules.  
Depth: 37 mm

### Emergency lighting devices



**02661**  
With high-efficiency LED, 230 V~ 50/60 Hz,  
rechargeable Ni-Cd battery and built-in  
7-module frame. Depth: 44,7 mm



**20394**  
230 V~ 50/60 Hz, Ni-Cd battery, with FD 4W  
G5 lamp and built-in 7-module frame.  
Depth: 47,1 mm



**02662**  
LED, controllable,  
230 V~ 50 Hz  
- 3 modules

**02662.120**  
As above, 120 V~.  
Depth: 39 mm



**02663**  
LED RGB, controllable,  
230 V~ 50 Hz  
- 3 modules

**02663.120**  
As above, 120 V~.  
Depth: 39 mm

### Rechargeable batteries



**00908**  
3 x Ni-MH 1,2 V  
800 mAh,  
HR03 (AAA)



**00910**  
Ni-MH 4,8 V 80 mAh  
battery, spare part  
for TORCIA



**00911.1**  
Ni-Cd 2,4 V 1,3 Ah battery,  
spare part for emergency  
lighting devices (20394)






**00913**  
Ni-Cd 4,8 V 800 mAh  
spare rechargeable battery  
for 02661

Grey	White	Next
------	-------	------







### Protection devices

 <p><b>20416</b> 1P 16 A 250 V~ fuse carrier. Depth: 29 mm</p> <p><b>20417</b> 230 V~ SPD transient voltage suppressor. Depth: 29 mm</p> <p><b>20417.R</b> Spare part for 20417</p>	 <p><b>20416.B</b> 1P 16 A 250 V~ fuse carrier. Depth: 29 mm</p> <p><b>20417.B</b> 230 V~ SPD transient voltage suppressor. Depth: 29 mm</p>	 <p><b>20416.N</b> 1P 16 A 250 V~ fuse carrier. Depth: 29 mm</p> <p><b>20417.N</b> 230 V~ SPD transient voltage suppressor. Depth: 29 mm</p>
---	---	---




### 1P+N circuit breakers (120-230 V~ 50/60 Hz)

 <p><b>20405.06</b> C 6, breaking capacity 1500 A. Depth: 39 mm</p> <p><b>20405.10</b> C 10, breaking capacity 3000 A. Depth: 39 mm</p> <p><b>20405.16</b> C 16, breaking capacity 3000 A. Depth: 39 mm</p>	 <p><b>20405.06.B</b> C 6, breaking capacity 1500 A. Depth: 39 mm</p> <p><b>20405.10.B</b> C 10, breaking capacity 3000 A. Depth: 39 mm</p> <p><b>20405.16.B</b> C 16, breaking capacity 3000 A. Depth: 39 mm</p>	 <p><b>20405.06.N</b> C 6, breaking capacity 1500 A. Depth: 39 mm</p> <p><b>20405.10.N</b> C 10, breaking capacity 3000 A. Depth: 39 mm</p> <p><b>20405.16.N</b> C 16, breaking capacity 3000 A. Depth: 39 mm</p>
---	--	--

### 1P+N residual current breakers with overcurrent protection (RCBO) (120-230 V~ 50/60 Hz )

 <p><b>20411.06</b> C 6, <math>I_{\Delta n}</math> 10 mA breaking capacity 1500 A - 2 modules. Depth: 39 mm</p> <p><b>20411.10</b> C 10, <math>I_{\Delta n}</math> 10 mA breaking capacity 3000 A - 2 modules. Depth: 39 mm</p>	 <p><b>20411.06.B</b> C 6, <math>I_{\Delta n}</math> 10 mA breaking capacity 1500 A - 2 modules. Depth: 39 mm</p> <p><b>20411.10.B</b> C 10, <math>I_{\Delta n}</math> 10 mA breaking capacity 3000 A - 2 modules. Depth: 39 mm</p>	 <p><b>20411.06.N</b> C 6, <math>I_{\Delta n}</math> 10 mA breaking capacity 1500 A - 2 modules. Depth: 39 mm</p> <p><b>20411.10.N</b> C 10, <math>I_{\Delta n}</math> 10 mA breaking capacity 3000 A - 2 modules. Depth: 39 mm</p>
 <p><b>20411.16</b> C 16, <math>I_{\Delta n}</math> 10 mA breaking capacity 3000 A - 2 modules. Depth: 39 mm</p> <p><b>20411.16.6</b> C 16, <math>I_{\Delta n}</math> 6 mA breaking capacity 3000 A - 2 modules. Depth: 39 mm</p>	 <p><b>20411.16.B</b> C 16, <math>I_{\Delta n}</math> 10 mA breaking capacity 3000 A - 2 modules. Depth: 39 mm</p> <p><b>20411.16.6.B</b> C 16, <math>I_{\Delta n}</math> 6 mA breaking capacity 3000 A - 2 modules. Depth: 39 mm</p>	 <p><b>20411.16.N</b> C 16, <math>I_{\Delta n}</math> 10 mA breaking capacity 3000 A - 2 modules. Depth: 39 mm</p> <p><b>20411.16.6.N</b> C 16, <math>I_{\Delta n}</math> 6 mA breaking capacity 3000 A - 2 modules. Depth: 39 mm</p>

### Detectors (230 V~ 50/60 Hz)

 <p><b>20420</b> Gas Stop Metano, methane gas detector, solenoid valve control - 3 modules. Depth: 37 mm</p> <p><b>20421</b> Gas Stop GPL, LPG gas detector, solenoid valve control - 3 modules. Depth: 37 mm</p>	 <p><b>20420.B</b> Gas Stop Metano, methane gas detector, solenoid valve control - 3 modules. Depth: 37 mm</p> <p><b>20421.B</b> Gas Stop GPL, LPG gas detector, solenoid valve control - 3 modules. Depth: 37 mm</p>	 <p><b>20420.N</b> Gas Stop Metano, methane gas detector, solenoid valve control - 3 modules. Depth: 37 mm</p> <p><b>20421.N</b> Gas Stop GPL, LPG gas detector, solenoid valve control - 3 modules. Depth: 37 mm</p>
---	--	--



**01899**  
Gas test cylinder for testing Gas Stop Metano and GPL detectors

Grey	White	Next
------	-------	------

### Clocks (120-230 V~ 50/60 Hz)



**20448**  
24h/7day timer-switch, 1-canal,  
8 A 230 V~ change-over relay  
output - 2 modules.  
Depth: 37 mm



**Δ 20449**  
Electronic alarm  
clock - 2 modules.  
Depth: 37 mm



**20448.B**  
24h/7day timer-switch, 1-canal,  
8 A 230 V~ change-over relay  
output - 2 modules.  
Depth: 37 mm



**Δ 20449.B**  
Electronic alarm  
clock - 2 modules.  
Depth: 37 mm



**20448.N**  
24h/7day timer-switch, 1-canal,  
8 A 230 V~ change-over relay  
output - 2 modules.  
Depth: 37 mm



**Δ 20449.N**  
Electronic alarm  
clock - 2 modules.  
Depth: 37 mm

### Electronic thermostats (heating and air-conditioning, 120-230 V~ 50/60 Hz)



**02950**  
Touch screen thermostat for ON/OFF and PID  
temperature control, 1 input for temperature  
sensor, 1 multi-function input, 5(2) A 230 V~  
change-over relay output - 2 modules.  
Depth: 38,5 mm



**02950.B**  
Touch screen thermostat for ON/OFF and PID  
temperature control, 1 input for temperature  
sensor, 1 multi-function input, 5(2) A 230 V~  
change-over relay output - 2 modules.  
Depth: 38,5 mm



**02950.BN**  
Touch screen thermostat for ON/OFF and PID  
temperature control, 1 input for temperature  
sensor, 1 multi-function input, 5(2) A 230 V~  
change-over relay output - 2 modules.  
Depth: 38,5 mm

### Electronic timer-thermostats (heating and air-conditioning)



**02955**  
Touch screen timer-thermostat for ON/OFF and PID  
temperature control, 1 input for temperature sensor,  
1 multi-function input, 1 RJ9 input for energy meter (02960),  
5(2) A 230 V~ change-over relay output - 3 modules.  
Depth: 35,3 mm



**02955.B**  
Touch screen timer-thermostat for ON/OFF and PID  
temperature control, 1 input for temperature sensor,  
1 multi-function input, 1 RJ9 input for energy meter (02960),  
5(2) A 230 V~ change-over relay output - 3 modules.  
Depth: 35,3 mm



**02955.BN**  
Touch screen timer-thermostat for ON/OFF and PID  
temperature control, 1 input for temperature sensor,  
1 multi-function input, 1 RJ9 input for energy meter (02960),  
5(2) A 230 V~ change-over relay output - 3 modules.  
Depth: 35,3 mm



**20445**  
6(2) A 230 V~ change-over relay  
output, 120-230 V~  
50/60 Hz - 2 modules.  
Depth: 37 mm



**20446**  
5(2) A 250 V~ change-over relay  
output, AA LR6 1,5 V battery  
(supplied) - 3 modules.  
Depth: 43 mm



**20445.B**  
6(2) A 230 V~ change-over relay  
output, 120-230 V~  
50/60 Hz - 2 modules.  
Depth: 37 mm



**20446.B**  
5(2) A 250 V~ change-over relay  
output, AA LR6 1,5 V battery  
(supplied) - 3 modules.  
Depth: 43 mm



**20445.N**  
6(2) A 230 V~ change-over relay  
output, 120-230 V~  
50/60 Hz - 2 modules.  
Depth: 37 mm



**20446.N**  
5(2) A 250 V~ change-over relay  
output, AA LR6 1,5 V battery  
(supplied) - 3 modules.  
Depth: 43 mm

### Electronic sensors



**20432**  
Electronic  
temperature sensor.  
Depth: 24,4 mm



**20433**  
Electronic humidity sensor,  
1 0-10 V or 4-20 mA  
output - 2 modules.  
Depth: 37 mm



**20432.B**  
Electronic  
temperature sensor.  
Depth: 24,4 mm



**20433.B**  
Electronic humidity sensor,  
1 0-10 V or 4-20 mA  
output - 2 modules.  
Depth: 37 mm



**20432.N**  
Electronic  
temperature sensor.  
Depth: 24,4 mm




**20433.N**  
Electronic humidity sensor,  
1 0-10 V or 4-20 mA  
output - 2 modules.  
Depth: 37 mm


## Climate • Stand alone solutions

Grey	White	Next
------	-------	------

### Switches for fan-coil regulation

 <b>20095</b> Slide, 1P 6(2) A 250 V~, 4-position. Depth: 40 mm	 <b>20096</b> Rotary, 1P 6(3) A 250 V~, 4-position - 2 modules. Depth: 37 mm	 <b>20095.B</b> Slide, 1P 6(2) A 250 V~, 4-position. Depth: 40 mm	 <b>20096.B</b> Rotary, 1P 6(3) A 250 V~, 4-position - 2 modules. Depth: 37 mm	 <b>20095.N</b> Slide, 1P 6(2) A 250 V~, 4-position. Depth: 40 mm	 <b>20096.N</b> Rotary, 1P 6(3) A 250 V~, 4-position - 2 modules. Depth: 37 mm
---	---	--	---	--	---

### Power meter



**02960**  
 3 inputs for sensor 01457,  
 50 W-10 kW detectable power,  
 for DIN (60715 TH35) rail installation  
 1x17,5 mm.  
 Supplied with 01457

### Wired temperature sensor


















**02965.1**  
 Wired temperature sensor,  
 NTC 10 kΩ,  
 cable length 3 m

### Video door entry system

 <b>21554</b> 4,3" Full Flat, for Due Fili Plus video door system and control, temperature sensor input, with built-in 8-module mounting frame. Depth: 46,7 mm	 <b>21554.B</b> 4,3" Full Flat, for Due Fili Plus video door system and control, temperature sensor input, with built-in 8-module mounting frame. Depth: 46,7 mm	 <b>21554.BN</b> 4,3" Full Flat, for Due Fili Plus video door system and control, temperature sensor input, with built-in 8-module mounting frame. Depth: 46,7 mm
---	--	---



**01963**  
 Due Fili Plus video door  
 entry system module

 <b>20557</b> Speakerphone for Due Fili system - 3 modules Depth: 37 mm	 <b>20577</b> Call button for Due Fili system - 3 modules Depth: 37 mm	 <b>20557.B</b> Speakerphone for Due Fili system - 3 modules Depth: 37 mm	 <b>20577.B</b> Call button for Due Fili system - 3 modules Depth: 37 mm	 <b>20557.N</b> Speakerphone for Due Fili system - 3 modules Depth: 37 mm	 <b>20577.N</b> Call button for Due Fili system - 3 modules Depth: 37 mm			
 <b>20560</b> Inner color video camera. Depth: 37 mm	 <b>20565</b> Inner color video camera and built-in microphone - 2 modules. Depth: 26,5 mm	 <b>20570</b> Inner light, with LED. Depth: 37 mm	 <b>20560.B</b> Inner color video camera. Depth: 37 mm	 <b>20565.B</b> Inner color video camera and built-in microphone - 2 modules. Depth: 26,5 mm	 <b>20570.B</b> Inner light, with LED. Depth: 37 mm	 <b>20560.N</b> Inner color video camera. Depth: 37 mm	 <b>20565.N</b> Inner color video camera and built-in microphone - 2 modules. Depth: 26,5 mm	 <b>20570.N</b> Inner light, with LED. Depth: 37 mm

## Hotel solutions

Grey	White	Next
------	-------	------

### Hotel solutions



**▲ 02686**  
Control device with four push buttons 1P NO 12 vdc 50 mA max., to be completed with 2-module back-lightable interchangeable button caps - 2 modules. Depth: 15 mm



**▲ 21125**  
8 non-polarised inputs, 7 solid state outputs for non-polarised contacts, 9-32 VDC power supply, for external/ internal hotel room or cabin applications - 3 modules. Depth: 22,8 mm



**20026.DND**  
Do Not Disturb with diffuser



**20026.PLS**  
Please Clean with diffuser



**20026.DND.B**  
Do Not Disturb with diffuser



**20026.PLS.B**  
Please Clean with diffuser



**20026.DND.N**  
Do Not Disturb with diffuser



**20026.PLS.N**  
Please Clean with diffuser



**▲ 20099**  
Volume control, 8 Ω 15 W - 2 modules. Depth: 30,9 mm




**▲ 20099.B**  
Volume control, 8 Ω 15 W - 2 modules. Depth: 30,9 mm



**▲ 20099.N**  
Volume control, 8 Ω 15 W - 2 modules. Depth: 30,9 mm



**20097**  
NO 10 A 230 V~, for hotel "Do Not Disturb" and "Please Clean" lightable - 2 modules. Depth: 29 mm



**▲ 00975**  
Card to customise for 20097 button



**02685**  
4 signalling indicator: IN, Do Not Disturb, OUT, waitress symbol, white - 2 modules. Depth: 22 mm



**20290**  
230 V~ 50/60 Hz, with 20 VA isolating transformer, 230 V~ and 120 V~ outputs - 3 modules. Depth: 42 mm



**20291<sup>6</sup>**  
230 V~ 50/60 Hz, with 20 VA isolating transformer, 230 V~ and 120 V~ outputs. Depth: 41 mm



**20290.B**  
230 V~ 50/60 Hz, with 20 VA isolating transformer, 230 V~ and 120 V~ outputs - 3 modules. Depth: 42 mm



**20291.B<sup>6</sup>**  
230 V~ 50/60 Hz, with 20 VA isolating transformer, 230 V~ and 120 V~ outputs. Depth: 41 mm



**20290.N**  
230 V~ 50/60 Hz, with 20 VA isolating transformer, 230 V~ and 120 V~ outputs - 3 modules. Depth: 42 mm



**20291.N<sup>6</sup>**  
230 V~ 50/60 Hz, with 20 VA isolating transformer, 230 V~ and 120 V~ outputs. Depth: 41 mm



**▲ 02690**  
Lighting switch, 2000 W incandescent lamps, CFL 10-1000 W, LED 100 W, 220-240 V~ 50/60 Hz, ceiling mounting

<sup>o</sup> Lamps and signalling units, page 105

<sup>6</sup> Conform to BS 61558-2-5

## Hotel solutions

Grey	White	Next
------	-------	------

### Hotel solutions

#### Access control system



**20461**  
Smart card reader/programmer,  
12-24 V~ 50/60 Hz/ 12-24 Vdc  
(SELV) - 3 modules.  
Depth: 37 mm



**20461.B**  
Smart card reader/programmer,  
12-24 V~ 50/60 Hz/ 12-24 Vdc  
(SELV) - 3 modules.  
Depth: 37 mm



**20461.N**  
Smart card reader/programmer,  
12-24 V~ 50/60 Hz/ 12-24 Vdc  
(SELV) - 3 modules.  
Depth: 37 mm



**20463**  
Electronic switch, vertical  
pocket, 120-230 V~  
50/60 Hz - 2 modules.  
Depth: 20,5 mm



**20465**  
Electronic switch, vertical  
pocket, 230 V~ 50/60 Hz,  
24 V~/24 Vdc (SELV)  
- 3 modules.  
Depth: 37 mm



**20463.B**  
Electronic switch, vertical  
pocket, 120-230 V~  
50/60 Hz - 2 modules.  
Depth: 20,5 mm



**20465.B**  
Electronic switch, vertical  
pocket, 230 V~ 50/60 Hz,  
24 V~/24 Vdc (SELV)  
- 3 modules.  
Depth: 37 mm



**20463.N**  
Electronic switch, vertical  
pocket, 120-230 V~  
50/60 Hz - 2 modules.  
Depth: 20,5 mm



**20465.N**  
Electronic switch, vertical  
pocket, 230 V~ 50/60 Hz,  
24 V~/24 Vdc (SELV)  
- 3 modules.  
Depth: 37 mm



**20468**  
NFC/RFID electronic reader,  
suitable for **AGB Electronic  
Solutions** for hotel, vertical  
pocket, 120-230 V~  
50/60 Hz - 3 modules.  
Depth: 30,5 mm



**20468.1**  
NFC/RFID electronic reader,  
suitable for **CISA Electronic  
Solutions** for hotel, vertical  
pocket, 120-230 V~  
50/60 Hz - 3 modules.  
Depth: 30,5 mm



**20468.B**  
NFC/RFID electronic reader,  
suitable for **AGB Electronic  
Solutions** for hotel, vertical  
pocket, 120-230 V~  
50/60 Hz - 3 modules.  
Depth: 30,5 mm



**20468.1.N**  
NFC/RFID electronic reader,  
suitable for **CISA Electronic  
Solutions** for hotel, vertical  
pocket, 120-230 V~  
50/60 Hz - 3 modules.  
Depth: 30,5 mm



**20468.N**  
NFC/RFID electronic reader,  
suitable for **AGB Electronic  
Solutions** for hotel, vertical  
pocket, 120-230 V~  
50/60 Hz - 3 modules.  
Depth: 30,5 mm



**20468.1.N**  
NFC/RFID electronic reader,  
suitable for **CISA Electronic  
Solutions** for hotel, vertical  
pocket, 120-230 V~  
50/60 Hz - 3 modules.  
Depth: 30,5 mm



**16452**  
Programmable smart card  
**16452.H**  
As above, customizable



**16452.S**  
ISO-card (badge)

## Hotel solutions • Smart products




Grey	White	Next
------	-------	------

### Hotel solutions

#### Bus access control system

 <p><b>20470</b> Transponder card and key reader - 2 modules. Depth: 26,5 mm</p>	 <p><b>20471</b> Smart card reader and programmer - 3 modules. Depth: 37 mm</p>	 <p><b>20470.B</b> Transponder card and key reader - 2 modules. Depth: 26,5 mm</p>	 <p><b>20471.B</b> Smart card reader and programmer - 3 modules. Depth: 37 mm</p>	 <p><b>20470.N</b> Transponder card and key reader - 2 modules. Depth: 26,5 mm</p>	 <p><b>20471.N</b> Smart card reader and programmer - 3 modules. Depth: 37 mm</p>
 <p><b>20472</b> Actuator with 3 A 30 V change-over relay output - 2 modules. Depth: 26,5 mm</p>	 <p><b>20472.B</b> Actuator with 3 A 30 V change-over relay output - 2 modules. Depth: 26,5 mm</p>	 <p><b>20472.N</b> Actuator with 3 A 30 V change-over relay output - 2 modules. Depth: 26,5 mm</p>			
 <p><b>20473</b> Smart card programmer in table mounting box - 4 modules</p>	 <p><b>20473.B</b> Smart card programmer in table mounting box - 4 modules</p>	 <p><b>20473.N</b> Smart card programmer in table mounting box - 4 modules</p>			
 <p><b>01816</b> Transponder card</p>	 <p><b>01815</b> Transponder key</p>	 <p><b>16452</b> Programmable smart card</p>	 <p><b>16474</b> Smart card for serial connection of reader/ programmer</p>		
 <p><b>01816.H</b> As above, customizable</p>			 <p><b>16452.H</b> As above, customizable</p>		
 <p><b>01400</b> Supply unit, 29 Vdc 400 mA output, 230 V~ 50/60 Hz, 2 x 17,5 mm modules</p>	 <p><b>01401</b> Supply unit, 29 Vdc 1280 mA output, 120-230 V~ 50/60 Hz, 8 x 17,5 mm modules</p>				

### Wi-Fi access point

 <p><b>20195</b> 72,2 Mb/s with 2 LAN 10-100 Mb/s ports, ON/OFF inputs for remote control, 230 V~ 50/60 Hz - 2 modules. Depth: 41 mm</p>	 <p><b>20195.B</b> 72,2 Mb/s with 2 LAN 10-100 Mb/s ports, ON/OFF inputs for remote control, 230 V~ 50/60 Hz - 2 modules. Depth: 41 mm</p>	 <p><b>20195.N</b> 72,2 Mb/s with 2 LAN 10-100 Mb/s ports, ON/OFF inputs for remote control, 230 V~ 50/60 Hz - 2 modules. Depth: 41 mm</p>
--	---	---

## Smart products

Grey	White	Next
------	-------	------

### Bluetooth® wireless technology smart sound



**21588**  
Passive speaker, 8 Ω  
10 W, with built-in 8-module  
mounting frame.  
Depth: 48 mm



**21588.B**  
Passive speaker, 8 Ω  
10 W, with built-in 8-module  
mounting frame.  
Depth: 48 mm




**21588.N**  
Passive speaker, 8 Ω  
10 W, with built-in 8-module  
mounting frame.  
Depth: 48 mm



**20587**  
Passive speaker, 8 Ω  
3 W - 3 modules.  
Depth: 40 mm



**▲20099**  
Volume control,  
8 Ω 15 W - 2 modules.  
Depth: 30,9 mm



**20587.B**  
Passive speaker, 8 Ω  
3 W - 3 modules.  
Depth: 40 mm



**▲20099.B**  
Volume control,  
8 Ω 15 W - 2 modules.  
Depth: 30,9 mm



**20587.N**  
Passive speaker, 8 Ω  
3 W - 3 modules.  
Depth: 40 mm



**▲20099.N**  
Volume control,  
8 Ω 15 W - 2 modules.  
Depth: 30,9 mm



VIEW  
IoT smart life

**Bluetooth®**


**20590<sup>1</sup>**  
4+4 W stereo amplifier, 2 outputs for 8 Ω  
sound diffusers with built-in *Bluetooth®*  
*wireless technology* receiver, 1 LINE IN,  
supply voltage 12 Vdc - 2 modules.  
Depth: 36 mm



VIEW  
IoT smart life

**Bluetooth®**

**20590.B<sup>1</sup>**  
4+4 W stereo amplifier, 2 outputs for 8 Ω  
sound diffusers with built-in *Bluetooth®*  
*wireless technology* receiver, 1 LINE IN,  
supply voltage 12 Vdc - 2 modules.  
Depth: 36 mm



VIEW  
IoT smart life

**Bluetooth®**

**20590.N<sup>1</sup>**  
4+4 W stereo amplifier, 2 outputs for 8 Ω  
sound diffusers with built-in *Bluetooth®*  
*wireless technology* receiver, 1 LINE IN,  
supply voltage 12 Vdc - 2 modules.  
Depth: 36 mm

<sup>1</sup> The article can be ordered with Bluetooth network customisation  
(see specifications on page 143)



**01831**  
Supply unit 12 Vdc 1250 mA output,  
100-240 V~ 50/60 Hz,  
1,5 x 17,5 mm modules




**▲01831.1**  
Supply unit 12 Vdc 1250 mA output,  
100-240 V~ 50/60 Hz,  
1 x 17,5 mm module

### Radiofrequency kits



**0K03906**  
Kit Friends of Hue Eikon Evo, white.  
Contains:  
• 1 4-button RF device 03906  
• 1 mounting frame 21507.B, white  
• 2 buttons 20506.B, white  
To be completed with 2-module or  
2-central-module Eikon Evo cover plates



**0K03906.01**  
Kit Friends of Hue Eikon Evo, grey.  
Contains:  
• 1 4-button RF device 03906  
• 1 mounting frame 21507, grey  
• 2 buttons 20506, grey  
To be completed with 2-module or  
2-central-module Eikon Evo cover plates





## Smart products

Grey	White	Next
------	-------	------

### Radiofrequency kits



**▲ 0K03906.03**  
 Kit Friends of Hue Eikon Evo.  
 Contains:  
 • 1 4-button RF device 03906  
 • 1 mounting frame 21507.B, white  
 • 2 buttons 20506.B, white  
 • 2-module cover plate 21642.17, total white

### Radiofrequency smart devices

**03955**  
 4-button flat device with RF transmission, 868 MHz, **EnOcean®** standard, to be completed with buttons 20506+20506.2 - 2 modules

**01796.1**  
 EnOcean® multifunction actuator, NO 8 A 230 V~ relay output, supply voltage 230 V~ 50/60 Hz

**03925**  
 4-button flat device with RF transmission, 2.4 GHz, **Bluetooth®** Low Energy wireless technology, to be completed with buttons 20506+20506.2 - 2 modules

**03905**  
 4-button flat device with RF transmission, 2.4 GHz, **ZigBee Green Power** standard, to be completed with buttons 20506+20506.2 - 2 modules

**03906**  
 4-button flat device with RF transmission, 2.4 GHz, **ZigBee Green Power** and **Friends of Hue** standard, to be completed with buttons 20506 - 2 modules

**20507**  
 Frame for RF devices surface mounting, only for Eikon Chrome cover plate, grey

**20507.B**  
 Frame for RF devices surface mounting, only for Eikon Chrome cover plate, white

**21507**  
 Frame for RF devices surface mounting, only for Eikon Evo cover plate, grey

**21507.B**  
 Frame for RF devices surface mounting, only for Eikon Evo cover plate, white

**■ 22507**  
 Frame for RF devices surface mounting, only for Eikon Exé cover plate, grey

**■ 22507.B**  
 Frame for RF devices surface mounting, only for Eikon Exé cover plate, white

**20506**  
 Pair of 1-module buttons for RF devices, customizable

**20506.2**  
 2-module button for RF devices, customizable

**20506.B**  
 Pair of 1-module buttons for RF devices, customizable

**20506.2.B**  
 2-module button for RF devices, customizable

**20506.N**  
 Pair of 1-module buttons for RF devices, customizable

**20506.2.N**  
 2-module button for RF devices, customizable

Grey

White

Next

### Supervising



**21553.2**  
10" IP multimedia video touch screen for Due Fili Plus video door system and By-me system supervising by web server



**21554**  
4,3" Full Flat, for Due Fili Plus video door system and control, temperature sensor input, with built-in 8-module mounting frame. Depth: 46,7 mm



**21554.B**  
4,3" Full Flat, for Due Fili Plus video door system and control, temperature sensor input, with built-in 8-module mounting frame. Depth: 46,7 mm



**21554.BN**  
4,3" Full Flat, for Due Fili Plus video door system and control, temperature sensor input, with built-in 8-module mounting frame. Depth: 46,7 mm



**01963**  
Due Fili Plus video door entry system module



**21511.1**  
4,3" Full Flat, for control, temperature sensor input, with built-in 8-module mounting frame. Depth: 39,9 mm



**21512.1**  
For control, temperature sensor input - 3 modules. Depth: 37 mm



**21511.1.B**  
4,3" Full Flat, for control, temperature sensor input, with built-in 8-module mounting frame. Depth: 39,9 mm



**21512.1.B**  
For control, temperature sensor input - 3 modules. Depth: 37 mm



**21511.1.BN**  
4,3" Full Flat, for control, temperature sensor input, with built-in 8-module mounting frame. Depth: 39,9 mm



**21512.1.BN**  
For control, temperature sensor input - 3 modules. Depth: 37 mm



**01942**  
GSM phone dial, for direct connection to Bus 12-24 V-50/60 Hz or 12-30 Vdc (SELV), 6 x 17,5 mm modules



**01945**  
Web server for local and remote control of the By-me system via IP, 8 x 17,5 mm modules



**01946**  
Web server Light for local and remote control of the By-me system via IP, manages up to 64 devices, 8 x 17,5 mm modules



**01993**  
Hardware interface for By-me system programming by Bus with RJ11 socket. It is necessary EasyTool Professional software

Grey	White	Next
------	-------	------

### Supervising



**21509**  
For control and configuration, touch display, temperature sensor input, with V51923 frame for DIN (60715 TH35) rail installation - 3 modules.  
Supplied with RJ45 socket connector and V51921 frame. Depth: 37 mm



**21509.B**  
For control and configuration, touch display, temperature sensor input, with V51923 frame for DIN (60715 TH35) rail installation - 3 modules.  
Supplied with RJ45 socket connector and V51921 frame. Depth: 37 mm



**21509.N**  
For control and configuration, touch display, temperature sensor input, with V51923 frame for DIN (60715 TH35) rail installation - 3 modules.  
Supplied with RJ45 socket connector and V51921 frame. Depth: 37 mm



**01468**  
Logic unit for logic, mathematical, timing and messaging functions, 1 x 17,5 mm modules



**01400**  
Supply unit, 29 Vdc 400 mA output, 230 V~ 50/60 Hz, 2 x 17,5 mm modules



**01401**  
Supply unit, 29 Vdc 1280 mA output, 120-230 V~ 50/60 Hz, 8 x 17,5 mm modules



**01830**  
Supply unit 12 Vdc output, 120-230 V~ 50/60 Hz, 4 x 17,5 mm modules



**01831**  
Supply unit 12 Vdc 1250 mA output, 100-240 V~ 50/60 Hz, 1,5 x 17,5 mm modules



**▲01831.1**  
Supply unit 12 Vdc 1250 mA output, 100-240 V~ 50/60 Hz, 1 x 17,5 mm module



**01845.1**  
Line coupler, 2 x 17,5 mm modules



**20580**  
Supply unit, 32 Vdc 100 mA output, 110-230 V~ 50/60 Hz. Depth: 40 mm



**20580.B**  
Supply unit, 32 Vdc 100 mA output, 110-230 V~ 50/60 Hz. Depth: 40 mm



**20580.N**  
Supply unit, 32 Vdc 100 mA output, 110-230 V~ 50/60 Hz. Depth: 40 mm



**20329**  
Special jack for Bus, screw terminals. Depth: 33,6 mm



**20329.B**  
Special jack for Bus, screw terminals. Depth: 33,6 mm



**20329.N**  
Special jack for Bus, screw terminals. Depth: 33,6 mm



**01840.E**  
Bus system cable, 2x0,50 mm<sup>2</sup>, with LSZH sheath, CPR Eca class, suitable for I category cables (U0 = 400 V), white - 100 m



**01841.E**  
Bus system cable, 2x0,50 mm<sup>2</sup>, shielded, with LSZH sheath, CPR Eca class, suitable for I category cables (U0 = 400 V), white - 100 m



**01840.C**  
Bus system cable, 2x0,50 mm<sup>2</sup>, with LSZH sheath, CPR Cca s1b d1 a1 class, suitable for I category cables (U0 = 400 V), yellow - 100 m



**01839**  
Removable 2 screw terminals, for Bus system

Grey

White

Next

### Control and functions

#### Eikon Tactil controls



**21520**  
4 programmable buttons for 2 single controls or scenes - 2 modules.  
Depth: 38 mm



**21540**  
6 programmable buttons for 3 single controls or scenes - 2 modules.  
Depth: 38 mm



**21847**  
8 sticky sheets with symbols and words for customization of Eikon Tactil devices



**▲21847.1**  
4 sheets with labels featuring symbols and wording for external/internal hotel room or cabin functions for Eikon Tactil controls



**▲21847.2**  
4 sticky sheets with symbols and words for customization of Eikon Tactil devices

#### Controls



**01480**  
4-button - 2 modules  
**01480.TR**  
As above, tropicalized.  
Depth: 20 mm



**01481**  
4-button + NO 16 A 120-240 V~ 50/60 Hz relay output - 2 modules  
Depth: 37 mm



**01482**  
4-button + actuator for laths orientation,  $\cos\phi$  0,6 2 A 120-240 V~ 50/60 Hz change-over relay output - 2 modules  
Depth: 37 mm



**01485**  
6-button - 3 modules  
**01485.TR**  
As above, tropicalized.  
Depth: 20 mm



**01486**  
6-button + NO 16 A 120-240 V~ 50/60 Hz relay output - 3 modules  
Depth: 37 mm



**01487**  
6-button + actuator for laths orientation,  $\cos\phi$  0,6 2 A 120-240 V~ 50/60 Hz change-over relay output - 3 modules  
Depth: 37 mm

#### Dimmer controls



**20529**  
2 rocker push buttons + SLAVE-dimmer actuator - 2 modules.  
Depth: 37 mm



**20529.120**  
2 rocker push buttons + 120 V~ SLAVE-dimmer actuator - 2 modules.  
Depth: 37 mm

















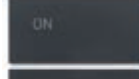












**20549**  
3 rocker push buttons + 40-300 W / 40-200 VA MASTER dimmer actuator - 3 modules. Depth: 37 mm

Grey	White	Next
------	-------	------

### Control and functions

2 interchangeable half-buttons - 1 and 2 modules

  <b>20751</b> Without symbol, customizable	  <b>20751.B</b> Without symbol, customizable	  <b>20751.N</b> Without symbol, customizable
   <b>20751.1</b> ON/OFF symbols	   <b>20751.1.B</b> ON/OFF symbols	   <b>20751.1.N</b> ON/OFF symbols
  <b>20752</b> Without symbol, customizable	  <b>20752.B</b> Without symbol, customizable	  <b>20752.N</b> Without symbol, customizable
  <b>20752.2</b> Arrows symbols	  <b>20752.2.B</b> Arrows symbols	  <b>20752.2.N</b> Arrows symbols

1- and 2-module interchangeable buttons for dimmers

 <b>Δ 20531.25</b> Universal regu- lation symbols, for rocker push buttons	 <b>Δ 20532.25</b> Universal regulation symbols, for rocker push buttons	  <b>Δ 20531.25.B</b> Universal regu- lation symbols, for rocker push buttons	   <b>Δ 20532.25.B</b> Universal regulation symbols, for rocker push buttons	  <b>Δ 20531.25.N</b> Universal regu- lation symbols, for rocker push buttons	 <b>Δ 20532.25.N</b> Universal regulation symbols, for rocker push buttons
---	---	---	---	---	---

Grey

White

Next

### Control and functions

#### Detectors



**Δ 20516**  
Remote control receiver  
- 2 modules.  
Depth: 26,5 mm



**20486**  
Orientable IR presence detector  
- 2 modules.  
Depth: 26,5 mm



**20485**  
IR presence detector  
- 2 modules.  
Depth: 26,5 mm



**Δ 20516.B**  
Remote control receiver  
- 2 modules.  
Depth: 26,5 mm



**20486.B**  
Orientable IR presence detector  
- 2 modules.  
Depth: 26,5 mm



**20485.B**  
IR presence detector  
- 2 modules.  
Depth: 26,5 mm



**Δ 20516.N**  
Remote control receiver  
- 2 modules.  
Depth: 26,5 mm



**20486.N**  
Orientable IR presence detector  
- 2 modules.  
Depth: 26,5 mm



**20485.N**  
IR presence detector  
- 2 modules.  
Depth: 26,5 mm



**Δ 01849**  
IR remote control, 14-channel



**01828**  
Mini IR presence detector, for surface mounting



**00802.14**  
Orientable support  
- 2 modules



**00805.14**  
Adaptor for orientable support flush mounting  
- 2 modules.  
Depth: 36,5 mm



**00800.14**  
Frame for orientable support surface mounting



**00802**  
Orientable support  
- 2 modules



**00805**  
Adaptor for orientable support flush mounting  
- 2 modules.  
Depth: 36,5 mm



**00800**  
Frame for orientable support surface mounting



**00802.20**  
Orientable support  
- 2 modules



**00805.20**  
Adaptor for orientable support flush mounting  
- 2 modules.  
Depth: 36,5 mm



**00800.20**  
Frame for orientable support surface mounting

#### Interfaces, actuators and dimmer



**Δ 20515**  
Interface for traditional switches 230 V~/12-24 Vac/dc  
- 2 modules.  
Depth: 37 mm



**20518**  
Interface for traditional controls.  
Depth: 40 mm



**20584.1**  
Interface for By-me devices and IR receiver,  
3 m of cable.  
Depth: 41 mm



**Δ 20515.B**  
Interface for traditional switches 230 V~/12-24 Vac/dc  
- 2 modules.  
Depth: 37 mm



**20518.B**  
Interface for traditional controls.  
Depth: 40 mm



**20584.1.B**  
Interface for By-me devices and IR receiver,  
3 m of cable.  
Depth: 41 mm



**Δ 20515.N**  
Interface for traditional switches 230 V~/12-24 Vac/dc  
- 2 modules.  
Depth: 37 mm



**20518.N**  
Interface for traditional controls.  
Depth: 40 mm



**20584.1.N**  
Interface for By-me devices and IR receiver,  
3 m of cable.  
Depth: 41 mm



**20534**  
Actuator 6 A 120-230 V~ change-over relay output.  
Depth: 40 mm



**20535**  
Actuator 16 A 120-230 V~ change-over relay output - 2 modules.  
Depth: 37 mm



**20534.B**  
Actuator 6 A 120-230 V~ change-over relay output.  
Depth: 40 mm



**20535.B**  
Actuator 16 A 120-230 V~ change-over relay output - 2 modules.  
Depth: 37 mm



**20534.N**  
Actuator 6 A 120-230 V~ change-over relay output.  
Depth: 40 mm



**20535.N**  
Actuator 16 A 120-230 V~ change-over relay output - 2 modules.  
Depth: 37 mm

Grey

White

Next

### Control and functions

Interfaces, actuators and dimmer



**01475**  
3 programmable digital inputs module for contacts without potential, 3 LED control outputs, By-me home automation, for flush mounting (backside)



**01476**  
2 programmable digital inputs module for contacts without potential, 1 relay output for roller blind laths positioning, relay for cosφ 0.6 2 A 120-230 V~ motor, 2 LED control outputs, By-me home automation, for flush mounting (backside)



**01477**  
2 programmable digital inputs module for contacts without potential, 1 NO 10 A 120-230 V~ 50/60 Hz light control relay output, 2 LED control outputs, By-me home automation, for flush mounting (backside)



**01466**  
Actuator with 4 (0)4-20 mA or 0-10 V proportional analogue outputs with max scalable voltage output, 120-230 V~ 50/60 Hz, 4 x 17,5 mm modules



**01467**  
Device with 3 analogue signal inputs, 1 0-10 V or 4-20 mA input, 1 NTC sensor input, 1 brightness sensor 01530 input, 2 x 17,5 mm modules



**▲ 01470.1**  
Pre-program 9-input and 8-output module, NO 16 A 120-230 V~ 50/60 Hz relay outputs, light control, roller blind laths positioning and local control functions, 6 x 17,5 mm modules



**01471**  
4 16 A 120-230 V~ change-over relay outputs actuator, programmable for light control, roller blind laths positioning, fan-coil and local control, 4 x 17,5 mm modules



**01850.2**  
Actuator with 16 A 120-230 V~ changeover relay output + push button for manual operating, 2 x 17,5 mm modules



**Δ 01856**  
Actuator 0-10 Vdc for ballast control, 120-230 V~ changeover relay output, 3 x 17,5 mm modules



**Δ\*01861**  
MASTER dimmer, 40-1000 W/VA, 230 V~, MOSFET+TRIAC, 4 x 17,5 mm modules



**Δ\*01862**  
SLAVE dimmer, 40-1000 W/VA, 230 V~, MOSFET+TRIAC, 4 x 17,5 mm modules



**Δ 01863**  
MASTER dimmer, 40-800 W/VA 50 Hz, 40-700 W/VA 60 Hz, 230 V~, MOSFET+TRIAC, 4 x 17,5 mm modules



**Δ 01864**  
SLAVE dimmer, 40-800 W/VA 50 Hz, 40-700 W/VA 60 Hz, 230 V~, MOSFET+TRIAC, 4 x 17,5 mm modules



**Δ\*01865**  
MASTER dimmer, 40-700 VA, 230 V~ 50/60 Hz, MOSFET, 4 x 17,5 mm modules



**Δ\*01866**  
SLAVE dimmer, 40-700 VA, 230 V~ 50/60 Hz, MOSFET, 4 x 17,5 mm modules



**Δ 01867**  
MASTER dimmer, 40-500 VA 50 Hz, 40-400 VA 60 Hz, 230 V~, MOSFET, 4 x 17,5 mm modules



**Δ 01868**  
SLAVE dimmer, 40-500 VA 50 Hz, 40-400 VA 60 Hz, 230 V~, MOSFET, 4 x 17,5 mm modules



**01870**  
MASTER dimmer, 40-500 W, 40-300 VA, CFL 10-200 W, LED 3-200 W, 230 V~, 4 x 17,5 mm modules

**01870.120**  
As above, 120 V~



**01871**  
SLAVE dimmer, 40-500 W, 40-300 VA, CFL 10-200 W, LED 3-200 W, 230 V~, 4 x 17,5 mm modules

**01871.120**  
As above, 120 V~



**01975**  
Actuator with 1-10 Vdc 30 mA output for LED control, 120-230 V~ 2,5 A change-over relay output, 120-230 V~ 50/60 Hz, 3 x 17,5 mm modules



**01976**  
Actuator with 1-10 Vdc 30 mA output for LED control, 12-24 V 10 A relay output, 12-24 V~ 50/60 Hz or 12-24 Vdc, 3 x 17,5 mm modules

### Electronic supply units



**01874**  
230 V~ 50 Hz, for controllable LED lamps, 12-24 Vdc

**01874.120**  
As above, 120 V~



**01875**  
230 V~ 50 Hz, for controllable LED lamps, 350/500/700 mA

**01875.120**  
As above, 120 V~



**01876**  
230 V~ 50 Hz, for controllable LED RGB lamps, 12-24 Vdc

**01876.120**  
As above, 120 V~



**01877**  
230 V~ 50 Hz, for controllable LED RGB lamps, 12-24 Vdc

**01877.120**  
As above, 120 V~

Grey

White

Next

### Control and functions

#### Radiofrequency extension



**20508**  
Bus-RF interface  
- 2 modules.  
Depth: 26,5 mm



**20508.B**  
Bus-RF interface  
- 2 modules.  
Depth: 26,5 mm



**20508.N**  
Bus-RF interface  
- 2 modules.  
Depth: 26,5 mm



**03955**  
4-button flat device with RF transmission,  
868 MHz, **EnOcean**® standard,  
to be completed with buttons  
20506+20506.2 - 2 modules



**01796.1**  
EnOcean® multifunction actuator,  
NO 8 A 230 V~ relay output,  
supply voltage 230 V~ 50/60 Hz



**20507**  
Frame for RF devices surface  
mounting, only for Eikon  
Chrome cover plate, grey




**20507.B**  
Frame for RF devices surface  
mounting, only for Eikon  
Chrome cover plate, white



**21507**  
Frame for RF devices surface  
mounting, only for Eikon Evo  
cover plate, grey



**21507.B**  
Frame for RF devices surface  
mounting, only for Eikon Evo  
cover plate, white




**22507**  
Frame for RF devices surface  
mounting, only for Eikon Exé  
cover plate, grey



**22507.B**  
Frame for RF devices surface  
mounting, only for Eikon Exé  
cover plate, white



**20506**  
Pair of 1-module  
buttons for RF  
devices, customizable



**20506.2**  
2-module  
button for RF  
devices, customizable



**20506.N**  
Pair of 1-module  
buttons for RF  
devices, customizable



**20506.2.B**  
2-module  
button for RF  
devices, customizable



**20506.N**  
Pair of 1-module  
buttons for RF  
devices, customizable



**20506.2.N**  
2-module  
button for RF  
devices, customizable



Grey	White	Next
------	-------	------

### Sound system

#### Devices



**20583**  
Spring connector for speaker.  
Depth: 19,4 mm



**20582**  
Audio input with 2 RCA connectors, automatic volume adjustment, incorporated line terminator - 2 modules.  
Depth: 37 mm



**20583.B**  
Spring connector for speaker.  
Depth: 19,4 mm



**20582.B**  
Audio input with 2 RCA connectors, automatic volume adjustment, incorporated line terminator - 2 modules.  
Depth: 37 mm



**20583.N**  
Spring connector for speaker.  
Depth: 19,4 mm



**20582.N**  
Audio input with 2 RCA connectors, automatic volume adjustment, incorporated line terminator - 2 modules.  
Depth: 37 mm



**20589¹**  
Bluetooth® interface, storing up to 8 mobile devices - 2 modules.  
Depth: 37 mm



**20590¹**  
4+4 W stereo amplifier, 2 outputs for 8 Ω sound diffusers with built-in Bluetooth® wireless technology receiver, 1 LINE IN, supply voltage 12 Vdc - 2 modules. Depth: 36 mm



**20589.B¹**  
Bluetooth® interface, storing up to 8 mobile devices - 2 modules.  
Depth: 37 mm



**20590.B¹**  
4+4 W stereo amplifier, 2 outputs for 8 Ω sound diffusers with built-in Bluetooth® wireless technology receiver, 1 LINE IN, supply voltage 12 Vdc - 2 modules. Depth: 36 mm



**20589.N¹**  
Bluetooth® interface, storing up to 8 mobile devices - 2 modules.  
Depth: 37 mm



**20590.N¹**  
4+4 W stereo amplifier, 2 outputs for 8 Ω sound diffusers with built-in Bluetooth® wireless technology receiver, 1 LINE IN, supply voltage 12 Vdc - 2 modules. Depth: 36 mm

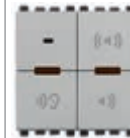
<sup>1</sup> The article can be ordered with Bluetooth network customisation (see specifications on page 143)



**20586**  
Microphone for selective or general call, voice activation function for monitoring children - 2 modules.  
Depth: 37 mm



**20586.B**  
Microphone for selective or general call, voice activation function for monitoring children - 2 modules.  
Depth: 37 mm



**20586.N**  
Microphone for selective or general call, voice activation function for monitoring children - 2 modules.  
Depth: 37 mm



**01483**  
4-button, 1 LINE OUT, to be completed with 1- or 2- module interchangeable buttons - 2 modules. Depth: 37 mm



**01484**  
4-button with 1+1 W RMS amplifier, 2 outputs for 8 Ω sound system diffusers, to be completed with 1- or 2- module interchangeable buttons - 2 modules.  
Depth: 37 mm

#### 2 interchangeable half-buttons - 1 module



**20751.4**  
Volume I and O



**20751.5**  
Track / source change



**20751.4.B**  
Volume I and O



**20751.5.B**  
Track / source change



**20751.4.N**  
Volume I and O



**20751.5.N**  
Track / source change

Grey

White

Next

### Sound system

#### Diffusers and system components



**21588**  
Passive speaker, 8 Ω  
10 W, with built-in  
8-module mounting  
frame. Depth: 48 mm



**20587**  
Passive speaker, 8 Ω  
3 W - 3 modules.  
Depth: 40 mm



**21588.B**  
Passive speaker, 8 Ω  
10 W, with built-in  
8-module mounting  
frame. Depth: 48 mm



**20587.B**  
Passive speaker, 8 Ω  
3 W - 3 modules.  
Depth: 40 mm



**21588.N**  
Passive speaker, 8 Ω  
10 W, with built-in  
8-module mounting  
frame. Depth: 48 mm



**20587.N**  
Passive speaker, 8 Ω  
3 W - 3 modules.  
Depth: 40 mm



**01906**  
IP55 passive speaker, 8 Ω 30 W,  
for hollow walls and false ceiling  
installation



**01907**  
Passive speaker, 8 Ω 30 W,  
for hollow walls and false  
ceiling installation



**01908**  
Passive speaker, 8 Ω 30 W, orientable,  
for surface mounting



**01903**  
Branch shunt for By-me  
devices, flush mounting  
(retrofit)



**01904**  
Branch shunt for sound  
system devices, flush  
mounting (retrofit)



**01840.E.B**  
Cable for sound system,  
2x0,50 mm<sup>2</sup>, with LSZH sheath,  
CPR Eca class, suitable for  
I category cables (U<sub>0</sub> = 400 V),  
blue - 100 m



**01839**  
Removable 2 screw  
terminals, for Bus  
system



**01900**  
FM radio tuner  
with RDS, coaxial  
connector for external  
FM antenna, built-in  
line terminator,  
2 x 17,5 mm  
modules



**01901**  
Stereo amplifier, 2  
outputs for sound dif-  
fusers 8 Ω 10+10 W,  
power supply 110-230  
V~ 50/60 Hz,  
built-in line terminator,  
6 x 17,5 mm modules



**01902**  
Bus line/sound system  
decoupler for By-me  
power supply, built-in  
line terminator,  
2 x 17,5 mm modules



**01831**  
Supply unit 12 Vdc  
1250 mA output,  
100-240 V~ 50/60 Hz,  
1,5 x 17,5 mm  
modules



**▲01831.1**  
Supply unit 12 Vdc  
1250 mA output,  
100-240 V~ 50/60 Hz,  
1 x 17,5 mm  
module

Grey

White

Next

### Temperature control



**02951**  
Touch screen thermostat for ON/OFF, PWM and PID temperature control, for 2- and 4-pipe systems, 3-speed/proportional fan coil control, 1 input for NTC sensor  
- 2 modules. Depth: 38,5 mm



**02951.B**  
Touch screen thermostat for ON/OFF, PWM and PID temperature control, for 2- and 4-pipe systems, 3-speed/proportional fan coil control, 1 input for NTC sensor  
- 2 modules. Depth: 38,5 mm



**02951.BN**  
Touch screen thermostat for ON/OFF, PWM and PID temperature control, for 2- and 4-pipe systems, 3-speed/proportional fan coil control, 1 input for NTC sensor  
- 2 modules. Depth: 38,5 mm



**20538**  
Temperature probe for ON/OFF, PWM, PID and dew point control, for 2- and 4-pipe systems, 3-speed/proportional fan coil control, 1 input for NTC sensor.  
Depth: 40 mm



**20433**  
Electronic humidity sensor, 1 0-10 V or 4-20 mA output  
- 2 modules.  
Depth: 37 mm



**20538.B**  
Temperature probe for ON/OFF, PWM, PID and dew point control, for 2- and 4-pipe systems, 3-speed/proportional fan coil control, 1 input for NTC sensor.  
Depth: 40 mm



**20433.B**  
Electronic humidity sensor, 1 0-10 V or 4-20 mA output  
- 2 modules.  
Depth: 37 mm



**20538.N**  
Temperature probe for ON/OFF, PWM, PID and dew point control, for 2- and 4-pipe systems, 3-speed/proportional fan coil control, 1 input for NTC sensor.  
Depth: 40 mm



**20433.N**  
Electronic humidity sensor, 1 0-10 V or 4-20 mA output  
- 2 modules.  
Depth: 37 mm



**20432**  
Electronic temperature sensor.  
Depth: 24,4 mm



**20432.B**  
Electronic temperature sensor.  
Depth: 24,4 mm



**20432.N**  
Electronic temperature sensor.  
Depth: 24,4 mm



**02965.1**  
Wired temperature sensor, NTC 10 k $\Omega$ , cable length 3 m



**01546**  
Weather station, KNX standard, power supply 12-32 Vdc or 12-24 Vac



**01465**  
Climate control device for heating systems, power supply 120-230 V~ 50/60 Hz, 3 inputs for PT100, PT1000 and NTC probes, 1 mixer valve control output, 1 0-10 V or (0) 4-20 mA output, 1 16 A 230 V~ change-over relay output, 6 x 17,5 mm modules

Grey

White

Next

### Energy management



**20537**  
Actuator with relay output 16 A  
120-230 V~ 50/60 Hz with  
incorporated current sensor  
- 2 modules. Depth: 37 mm



**20537.B**  
Actuator with relay output 16 A  
120-230 V~ 50/60 Hz with  
incorporated current sensor  
- 2 modules. Depth: 37 mm



**20537.N**  
Actuator with relay output 16 A  
120-230 V~ 50/60 Hz with  
incorporated current sensor  
- 2 modules. Depth: 37 mm



**01451**  
Energy meter with  
incorporated current  
sensor, measurable  
powers up to 3680 W,  
flush mounting (retrofit)



**01452**  
Pulse counter interface  
for measuring data  
from devices fitted with  
pulse outputs, such as  
electricity, water and gas  
meters, flush mounting  
(retrofit)



**01457**  
Toroidal current sensor  
for load control and  
power measurement,  
hole diameter 7,5 mm,  
cable length 40 cm



**01458**  
Toroidal current sensor  
for load control and  
power measurement,  
hole diameter 19 mm,  
cable length 40 cm



**01459**  
Toroidal differential  
current sensor for power  
measurement, hole  
diameter 9 mm,  
cable length 40 cm



**01450**  
Energy meter, 3 x inputs  
toroidal sensor,  
25 W-100 kW,  
120-230 V 50/60 Hz,  
230/400 V 50/60 Hz,  
1 x 17,5 mm modules.  
Supplied with toroidal current  
sensor 01457



**01455**  
Load control module,  
3 x inputs toroidal  
sensor, 25 W-100 kW,  
120-230 V 50/60 Hz,  
230/400 V 50/60 Hz,  
1 x 17,5 mm modules.  
Supplied with toroidal  
current sensor 01457



**01456**  
Actuator, 16 A  
120-230 V~  
50/60 Hz relay  
output for toroidal  
differential  
current sensor,  
1 x 17,5 mm  
modules

Grey

White

Next

### Video door entry



**20557**  
Speakerphone for Due Fili system - 3 modules  
Depth: 37 mm



**20577**  
Call button for Due Fili system - 3 modules  
Depth: 37 mm



**20557.B**  
Speakerphone for Due Fili system - 3 modules  
Depth: 37 mm



**20577.B**  
Call button for Due Fili system - 3 modules  
Depth: 37 mm



**20557.N**  
Speakerphone for Due Fili system - 3 modules  
Depth: 37 mm



**20577.N**  
Call button for Due Fili system - 3 modules  
Depth: 37 mm



**20560**  
Inner color video camera.  
Depth: 37 mm



**20565**  
Inner color video camera and built-in microphone - 2 modules.  
Depth: 26,5 mm



**20570**  
Inner light, with LED.  
Depth: 37 mm



**20560.B**  
Inner color video camera.  
Depth: 37 mm



**20565.B**  
Inner color video camera and built-in microphone - 2 modules.  
Depth: 26,5 mm



**20570.B**  
Inner light, with LED.  
Depth: 37 mm



**20560.N**  
Inner color video camera.  
Depth: 37 mm



**20565.N**  
Inner color video camera and built-in microphone - 2 modules.  
Depth: 26,5 mm



**20570.N**  
Inner light, with LED.  
Depth: 37 mm



**732H.E.100**

Due Fili Plus cable for internal laying, 2x1 mm<sup>2</sup> twisted conductors, PVC sheath, CPR Eca class, operating temperature -25/+70 °C, not suitable for running through underground channels, suitable for I category cables (U0 = 400 V), blue - 100 m bundle

**732H.E.500**

As above, 500 m bundle



**732I.E.100**

Due Fili Plus cable for internal/external laying, 2x1 mm<sup>2</sup> twisted conductors, LSZH sheath and insulation, CPR Eca class, operating temperature -25/+70°C, insulation degree 600/1000 V, suitable for laying underground in dry ducting or channels with efficient drainage (max. 24 hrs wet), not suitable for laying directly underground, suitable for I category cables (U0 = 400 V), green - 100 m bundle

**732I.E.500**


As above, 500 m bundle



**732I.C.100**

Due Fili Plus cable for internal/external laying, 2x1 mm<sup>2</sup> twisted conductors, LSZH sheath and insulation, Cca - s1b, d1, a1 class, operating temperature -25/+70°C, insulation degree 600/1000 V, suitable for laying underground in dry ducting or channels with efficient drainage (max. 24 hrs wet), not suitable for laying directly underground, suitable for I category cables (U0 = 400 V) purple, - 100 m bundle

### Emergency lighting devices



**02661**

With high-efficiency LED, 230 V~ 50/60 Hz, rechargeable Ni-Cd battery and built-in 6/7-module frame. Depth: 44,7 mm



**Δ 01846**

Emergency lighting management interface through Bus By-me



**00913**

Ni-Cd 4,8 V 800 mAh spare rechargeable battery for 02661

## Well-contact Plus: building automation

Grey

White

Next

### Supervising



**21553.2**  
10" IP multimedia video touch screen for Due Fili Plus video door system and By-me system supervising by web server



**21848.1**  
Color touch screen, 4,3", Full Flat, for the control, 1 temperature sensor input, with built-in mounting frame for installation in 8-module mounting box. Depth: 50,4 mm



**21848.1.B**  
Color touch screen, 4,3", Full Flat, for the control, 1 temperature sensor input, with built-in mounting frame for installation in 8-module mounting box. Depth: 50,4 mm



**21848.1.BN**  
Color touch screen, 4,3", Full Flat, for the control, 1 temperature sensor input, with built-in mounting frame for installation in 8-module mounting box. Depth: 50,4 mm



Software for Well-contact Plus system management

- 01589:** Well-contact Suite Light
- 01590:** Well-contact Suite Basic
- 01591:** Well-contact Suite Top
- 01592:** Well-contact Suite Client
- 01593:** Well-contact Suite Office
- 01594:** Well-contact Suite Client Office

**01595**  
Additional software for interfacing with existing management system



**01597**  
USB spare key for Well-contact Suite software



**01993**  
Hardware interface for Well-contact Plus touch screens. It is necessary touch screen configuration software



**01514**  
Interface with 2 input or output programmable channels for LEDs, KNX standard



**01515**  
Interface with 4 input or output programmable channels for LEDs, KNX standard



**01522**  
Input/output device, 4 NO 16 A 250 V~ relay outputs, 4 inputs for NO contacts, KNX standard, 4 x 17,5 mm modules



**01510**  
4-channel digital input device, programmable for NO, NC and 120-230 V~ contacts, KNX standard, 2 x 17,5 mm modules



**01523**  
Actuator with 4 NO 16 A 250 V~ relay outputs, KNX standard, 4 x 17,5 mm modules



**01521**  
Actuator with 12 10 A 250 V~ 50/60 Hz relay outputs for fluorescent lamps, KNX standard, 12 x 17,5 mm modules



**01524**  
Actuator for 2 roller shutters, 16 A 250 V~ relay outputs, KNX standard, 4 x 17,5 mm modules



**01525**  
Actuator for 8 roller shutters, 6 A 230 V~ 50/60 Hz relay outputs, KNX standard, 8 x 17,5 mm modules



**01535**  
Solenoid valve actuator, 6 230 V~ 0,5 A outputs, local control buttons, KNX standard, 4x17,5 mm modules



**01536**  
Actuator, 4 0-10 V or (0)4-20 mA analog-outputs, KNX standard, 4x17,5 mm modules

## Well-contact Plus: building automation

Grey	White	Next
------	-------	------

### Supervising



**01526**  
Dimmer 230 V~ 50/60 Hz for 2x300 W incandescent lamps, 2x300 VA ferromagnetic transformers, 2x300 VA electronic transformers, KNX standard, 4 x 17,5 mm modules



**01528**  
Dimmer, 2 inputs for 01530, 2 NO 16 A 250 V~ relay outputs, 2 1-10 V outputs, KNX standard, 4 x 17,5 mm modules



**01547.1**  
IP interface, KNX, 2 x 17,5 mm modules



**01542**  
KNX DALI interface, 4 x 17,5 mm modules



**01544**  
KNX DALI gateway, 8-channel for 16 lamps per channel, 6 x 17,5 mm modules



**01540**  
USB interface, KNX B-type, 2 x 17,5 mm modules



**01545**  
Web server for local and remote control of the KNX system, 8 x 17,5 mm modules



**01500.2**  
Power supply with Bus 30 Vdc 320 mA output, supply voltage 120-240 V~ 50/60 Hz, with decoupling coil, KNX standard, 4 x 17,5 mm modules



**01501.2**  
Power supply with Bus 30 Vdc 640 mA output, 30 Vdc auxiliary output, supply voltage 120-240 V~ 50/60 Hz, with decoupling coil, KNX standard, 4 x 17,5 mm modules



**01831**  
Power supply unit with 12 Vdc 1250 mA output, supply voltage 100-240 V~ 50/60 Hz, 1,5 x 17,5 mm modules



**▲01831.1**  
Supply unit 12 Vdc 1250 mA output, 100-240 V~ 50/60 Hz, 1 x 17,5 mm module



**01504.2**  
Line coupler, KNX standard, 2 x 17,5 mm modules



**16887**  
Safety transformer, 230/12-24 V~ (SELV), 24 VA, 3 x 17,5 mm modules



**01890.E**  
KNX system cable, 2x2x0,8 mm cable, LSZH sheath, CPR Eca class, suitable for I category cables (U0 = 400 V), green - 100 m




**01890.C**  
KNX system cable, 2x2x0,8 mm cable, LSZH sheath, CPR Cca s1b d1 a1 class, suitable for I category cables (U0 = 400 V), green - 100 m

### Control and functions

#### Eikon Tactil controls



**21840**  
4 independently programmable buttons for single controls or scenes, KNX standard, for Eikon Tactil - 2 modules. Depth: 38 mm



**21860**  
6 independently programmable buttons for single controls or scenes, KNX standard, for Eikon Tactil - 3 modules. Depth: 38 mm



**21847**  
8 sheets of stickers with symbols and words for Eikon Tactil devices



**▲21847.1**  
4 sheets with labels featuring symbols and wording for external/internal hotel room or cabin functions for Eikon Tactil controls









**▲21847.2**  
4 sheets of stickers with symbols and words for Eikon Tactil devices

## Well-contact Plus: building automation

























Grey	White	Next
------	-------	------

### Control and functions

#### Controls

 <p><b>01580</b> 4-button - 2 modules. Depth: 20 mm</p>	 <p><b>01581</b> 4-button + NO 16 A 120-240 V~ 50/60 Hz relay output - 2 modules Depth: 37 mm</p>	 <p><b>01582</b> 4-button + actuator for laths orientation, <math>\cos\phi</math> 0,6 2 A 120-240 V~ 50/60 Hz change-over relay output - 2 modules Depth: 37 mm</p>	 <p><b>01585</b> 6-button - 3 modules Depth: 20 mm</p>	 <p><b>01586</b> 6-button + NO 16 A 120-240 V~ 50/60 Hz relay output - 3 modules Depth: 37 mm</p>	 <p><b>01587</b> 6-button + actuator for laths orientation, <math>\cos\phi</math> 0,6 2 A 120-240 V~ 50/60 Hz change-over relay output - 3 modules Depth: 37 mm</p>
---	--	--	---	--	--

#### 2 interchangeable half-buttons - 1 and 2 modules

 <p><b>20751</b> Without symbol, customizable</p>	 <p><b>20751.0</b> Fixed, without symbol</p>	 <p><b>20751.B</b> Without symbol, customizable</p>	 <p><b>20751.0.B</b> Fixed, without symbol</p>	 <p><b>20751.N</b> Without symbol, customizable</p>	 <p><b>20751.0.N</b> Fixed, without symbol</p>
 <p><b>20751.1</b> ON/OFF symbols</p>	 <p><b>20751.2</b> Arrows symbols</p>	 <p><b>20751.3</b> Regulation symbols</p>	 <p><b>20751.1.B</b> ON/OFF symbols</p>	 <p><b>20751.2.B</b> Arrows symbols</p>	 <p><b>20751.3.B</b> Regulation symbols</p>
 <p><b>20752</b> Without symbol, customizable</p>	 <p><b>20752.1</b> ON/OFF symbols</p>	 <p><b>20752.B</b> Without symbol, customizable</p>	 <p><b>20752.1.B</b> ON/OFF symbols</p>	 <p><b>20752.N</b> Without symbol, customizable</p>	 <p><b>20752.1.N</b> ON/OFF symbols</p>
 <p><b>20752.2</b> Arrows symbols</p>	 <p><b>20752.3</b> Regulation symbols</p>	 <p><b>20752.2.B</b> Arrows symbols</p>	 <p><b>20752.3.B</b> Regulation symbols</p>	 <p><b>20752.2.N</b> Arrows symbols</p>	 <p><b>20752.3.N</b> Regulation symbols</p>



## Well-contact Plus: building automation

Grey	White	Next
------	-------	------


### Temperature control

 <p><b>02952</b> Touch screen thermostat for ambient temperature control of 2 independent zones, KNX standard, NO 4 A 24 V- relay output + 1 temperature sensor (20432 or 02965.1) input + 1 programmable digital input - 2 modules. Depth: 38,5 mm</p>	 <p><b>20432</b> Electronic temperature sensor. Depth: 24,4 mm</p>	 <p><b>02952.B</b> Touch screen thermostat for ambient temperature control of 2 independent zones, KNX standard, NO 4 A 24 V- relay output + 1 temperature sensor (20432 or 02965.1) input + 1 programmable digital input - 2 modules. Depth: 38,5 mm</p>  <p><b>20432.B</b> Electronic temperature sensor. Depth: 24,4 mm</p>  <p><b>02952.BN</b> Touch screen thermostat for ambient temperature control of 2 independent zones, KNX standard, NO 4 A 24 V- relay output + 1 temperature sensor (20432 or 02965.1) input + 1 programmable digital input - 2 modules. Depth: 38,5 mm</p>  <p><b>20432.N</b> Electronic temperature sensor. Depth: 24,4 mm</p>
 <p><b>20850</b> Passive infrared presence detector, KNX standard - 2 modules. Depth: 26,5 mm</p>	 <p><b>00802.14</b> Orientable support - 2 modules</p>  <p><b>20850.B</b> Passive infrared presence detector, KNX standard - 2 modules. Depth: 26,5 mm</p>  <p><b>00802</b> Orientable support - 2 modules</p>	 <p><b>20850.N</b> Passive infrared presence detector, KNX standard - 2 modules. Depth: 26,5 mm</p>  <p><b>00802.20</b> Orientable support - 2 modules</p>
 <p><b>00805.14</b> Adaptor for orientable support flush mounting - 2 modules. Depth: 36,5 mm</p>	 <p><b>00800.14</b> Frame for orientable support surface mounting</p>  <p><b>00805</b> Adaptor for orientable support flush mounting - 2 modules. Depth: 36,5 mm</p>  <p><b>00800</b> Frame for orientable support surface mounting</p>	 <p><b>00805.20</b> Adaptor for orientable support flush mounting - 2 modules. Depth: 36,5 mm</p>  <p><b>00800.20</b> Frame for orientable support surface mounting</p>
 <p><b>02965.1</b> Wired temperature sensor, NTC 10 k<math>\Omega</math>, cable length 3 m</p>	 <p><b>01546</b> Weather station, KNX standard, power supply 12-32 Vdc or 12-24 Vac</p>	 <p><b>01527</b> IR presence detector, 360° motion range, ON/OFF and adjustment of lighting, heating, air conditioning, ventilation, 1-1000 Lux adjustable brightness range, KNX standard, for ceiling installation. Dimensions: 80x80x45 mm</p>
 <p><b>01529.1</b> IR presence detector, 360° motion range, for ON/OFF lighting, 1-1000 Lux adjustable brightness range, KNX standard, for ceiling installation. Dimensions: 91x91x45 mm</p>	 <p><b>01529.1.S</b> Adapter for 01529.1 detector ceiling installation</p>	 <p><b>01530</b> Light sensor for dimmer 01528, KNX standard, ceiling installation</p>

## Well-contact Plus: building automation

Grey	White	Next
------	-------	------

### Access control



**21457**  
Eikon Tactil touch transponder card reader, KNX standard, 2 relay outputs NO 4 A 24 V~, 2 inputs, 12-24V~ 50/60 Hz and 12-24 Vdc (SELV) - 3 modules. Supplied without transponder card. Depth: 36,5 mm



**21666.70**  
Electronic plate for 21457, white diamond - 3 modules




**21666.71**  
Electronic plate for 21457, aqua - 3 modules



**21666.73**  
Electronic plate for 21457, pearl grey - 3 modules



**21666.76**  
Electronic plate for 21457, black diamond - 3 modules




**▲ 21457.1**  
Eikon Tactil touch transponder card reader, KNX standard, 2 relay outputs NO 4 A 24 V~, 2 inputs, 12-24V~ 50/60 Hz and 12-24 Vdc (SELV) - 3 modules. Supplied without transponder card. Depth: 36,5 mm



**▲ 21666.70.01**  
Electronic plate for 21457.1, white diamond - 3 modules



**▲ 21666.71.01**  
Electronic plate for 21457.1, aqua - 3 modules



**▲ 21666.76.01**  
Electronic plate for 21457.1, black diamond - 3 modules



**▲ 21846**  
8 sheets with adhesive labels with numbers for room numbering to customise Eikon Tactil cover plates



**20457**  
Transponder card reader for installation outside rooms, KNX standard, 2 NO 4 A 24 V~ relay outputs, 2 inputs, power supply 12-24 V~ 50/60 Hz and 12-24 Vdc (SELV) - 3 modules. Supplied without transponder card. Depth: 37 mm

**20457.TR**  
As above, tropicalized



**20453**  
Transponder card reader with vertical pocket for installation inside rooms, KNX standard, 2 NO 4 A 24 V~ relay outputs, 2 inputs, power supply 12-24 V~ 50/60 Hz and 12-24 Vdc (SELV) - 3 modules. Depth: 37 mm



**20457.B**  
Transponder card reader for installation outside rooms, KNX standard, 2 NO 4 A 24 V~ relay outputs, 2 inputs, power supply 12-24 V~ 50/60 Hz and 12-24 Vdc (SELV) - 3 modules. Supplied without transponder card. Depth: 37 mm

**20457.TR.B**  
As above, tropicalized



**20453.B**  
Transponder card reader with vertical pocket for installation inside rooms, KNX standard, 2 NO 4 A 24 V~ relay outputs, 2 inputs, power supply 12-24 V~ 50/60 Hz and 12-24 Vdc (SELV) - 3 modules. Depth: 37 mm



**20457.N**  
Transponder card reader for installation outside rooms, KNX standard, 2 NO 4 A 24 V~ relay outputs, 2 inputs, power supply 12-24 V~ 50/60 Hz and 12-24 Vdc (SELV) - 3 modules. Supplied without transponder card. Depth: 37 mm

**20457.TR.N**  
As above, tropicalized



**20453.N**  
Transponder card reader with vertical pocket for installation inside rooms, KNX standard, 2 NO 4 A 24 V~ relay outputs, 2 inputs, power supply 12-24 V~ 50/60 Hz and 12-24 Vdc (SELV) - 3 modules. Depth: 37 mm



**20450**  
Transponder card reader/programmer, in 4-module table mounting box. To complete with 4-module cover plate



**20450.B**  
Transponder card reader/programmer, in 4-module table mounting box. To complete with 4-module cover plate



**Δ 20450.N**  
Transponder card reader/programmer, in 4-module table mounting box. To complete with 4-module cover plate



**01598**  
Programmable and customizable transponder card

## Accessories

### LED signalling units



12-24 V~ - 0,1 W

- 00935.A: amber
- 00935.G: green
- 00935.R: red
- 00935.B: blue
- 00935.W: white

250 V~ 50/60 Hz - 0,35 W

- 00936.250.A: amber
- 00936.250.G: green
- 00936.250.R: red
- 00936.250.B: blue
- 00936.250.W: white



For axial switches

12-24 V~ - 0,1 W

- 00937.A: amber
- 00937.G: green
- 00937.R: red
- 00937.B: blue
- 00937.W: white

120 V~ 50/60 Hz - 0,2 W

- 00936.120.A: amber
- 00936.120.G: green
- 00936.120.R: red
- 00936.120.B: blue
- 00936.120.W: white

110-250 V~ 50/60 Hz - 0,3 W

- 00938.A: amber
- 00938.G: green
- 00938.R: red
- 00938.B: blue
- 00938.W: white

### E10 10x28 mm lamps



Neon:  
**14779**  
230 V~ 0,5 W, red<sup>1</sup>



Incandescent:  
**14771**  
24 V~ 3 W, white<sup>1</sup>  
**14777**  
230 V~ 3 W, white<sup>1</sup>



**00930**  
250 V~ 0,3 W, red  
suitable for British  
standard socket outlets



**00931**  
110-250 V~ 0,5 W,  
amber

### Transparent cover for mounting frames



**21602.C**  
For 2-module frame,  
71 mm fixing centres



**21613.C**  
For 3-module frame



**21614.C**  
For 4-module frame



**21618.C**  
For 8 (4+4)-module frame



**21617.C**  
For 7-module frame

### Adaptors for DIN rail (60715 TH35) installation



**V51921**  
1-module support



**V51922**  
2-module support



**V51923**  
3-module support

<sup>1</sup> The indicated colour is that of emitted light

## By-alarm: burglar alarm system

Grey

White

Next

### By-alarm: burglar alarm system



**01700**  
Control panel, 230 V~ 50 Hz,  
8 local inputs expandable to 24,  
surface mounting

**01700.DE**  
As above,  
in German language

**01700.120**  
As above, 120 V~ 60 Hz



**01703**  
Control panel, 230 V~ 50 Hz,  
8 local inputs expandable to 64,  
surface mounting

**01703.DE**  
As above,  
in German language

**01703.120**  
As above, 120 V~ 60 Hz



**01705**  
LED keypad with display,  
12 Vdc, surface mounting

**01705.DE**  
As above,  
in German language



**01715**  
Siren for outdoor use

**01716**  
Dummy siren for  
outdoor use



**01717**  
Additional power supply unit,  
230 V~ 50/60 Hz 1,5 A,  
surface mounting

**01717.120**  
As above, 120 V~



**01704**  
8-input expansion  
module



**01709**  
4-input expansion  
module



**01710**  
4-output expansion  
module



**01711**  
Isolated interface  
for Bus signal  
regeneration



**01713.EN**  
Voice synthesis  
module for control  
panel, in English



**01707**  
GSM Dual Band  
high-gain aerial



**01708**  
PSTN communicator  
for control panel



**01706**  
GSM Dual Band GSM/GPRS 900/1800 MHz  
transmitter/receiver module



**01712**  
Interface for Ethernet network  
(LAN) and By-me home auto-  
mation system (via Web server  
01945, 01946), remote and local  
supervision/control over IP



**01714**  
Tear-proof box for expansion  
modules, surface mounting



**01725**  
Configuration cables  
and interfaces



**01736**  
Extension cable for 01706 GSM  
Dual Band communicator aerial,  
10 m long



**20478**  
Activator/  
partialiser.  
Depth:  
41,4 mm



**20479**  
IR and microwaves  
presence detector  
- 2 modules.  
Depth: 26,5 mm



**20478.B**  
Activator/  
partialiser.  
Depth:  
41,4 mm



**20479.B**  
IR and microwaves  
presence detector  
- 2 modules.  
Depth: 26,5 mm



**20478.N**  
Activator/  
partialiser.  
Depth:  
41,4 mm



**20479.N**  
IR and microwaves  
presence detector  
- 2 modules.  
Depth: 26,5 mm



**20496**  
Indoor siren  
- 3 modules.  
Depth: 37 mm



**20496.B**  
Indoor siren  
- 3 modules.  
Depth: 37 mm



**20496.N**  
Indoor siren  
- 3 modules.  
Depth: 37 mm

## By-alarm: burglar alarm system

Grey	White	Next
------	-------	------

### By-alarm: burglar alarm system



**01718.G**  
Transponder key, green



**01718.Y**  
Transponder key, yellow



**01720**  
Passive infrared and microwave dual technology detector, PET immune, surface mounting



**01721**  
Passive infrared and microwave dual technology detector, anti-masking and anti-crawl, surface mounting



**01723**  
Dual technology curtain detector, IP54 for outdoor use for entrances and windows, surface mounting



**01820**  
Flush mounting magnetic contact



**01722**  
Dual technology curtain detector, for entrances and windows, surface mounting



**01724**  
Water detector for protection against flooding, floor mounting



**01821**  
Metal flush mounting magnetic contact



**01822**  
Visible surface magnetic contact



**01823**  
Magnetic contact in metal enclosure for visual installation



**01825**  
Electromechanical cordoperated contact for rolling shutters protection



**01826**  
Electromechanical inertial contact for windows and doors protection



**01732.E**  
By-alarm system cable, 2x0,22 mm<sup>2</sup>, with LSZH sheath, CPR Eca class, suitable for I category cables (U0 = 400 V), white - 100 m



**01733.E**  
By-alarm system cable, 2x0,50 mm<sup>2</sup> + 2x0,22 mm<sup>2</sup>, with LSZH sheath, CPR Eca class, suitable for I category cables (U0 = 400 V), white - 100 m



**01734.E**  
By-alarm system cable, 2x0,50 mm<sup>2</sup> + 4x0,22 mm<sup>2</sup>, with LSZH sheath, CPR Eca class, suitable for I category cables (U0 = 400 V), white - 100 m



**01735.E**  
By-alarm system cable, 2x0,50 mm<sup>2</sup> + 6x0,22 mm<sup>2</sup>, with LSZH sheath, CPR Eca class, suitable for I category cables (U0 = 400 V), white - 100 m

### Radiofrequency devices



**01727**  
Detector with magnetic contact for doors and windows



**01728**  
Infrared detector



**01731**  
Double technology tent detector, IP54, for outdoor, passages and frames



**01729**  
Two-way 868 MHz radiofrequency interface



**01730**  
Two-way 868 MHz radio frequency remote control

## EIKON TACTIL - Cover plates

### Luminosi

(Bevelled crystal)



70 White diamond



71 Aqua



76 Black Diamond

### Scolpiti

(Carved stone)



■ 53 Grey quartzite

### Naturali

(Solid wood)



■ 31 Italian walnut



■ 32 White Oak



■ 33 Wengé

### Raffinati

(Natural leather)



■ 21 Cream



■ 22 Tobacco

### Speciali

(Corian®)



■ 41 Glacier ice

## EIKON TACTIL - Cover plates



73 Pearl grey

Eikon Tactil:  
power simulation



## EIKON EVO - Cover plates

### Primari

(Anodized aluminium)



01 Brilliant Aluminium



02 Next Grey



03 Lava Grey

### Esclusivi

(Refined aluminium)



06 Black Sapphire



07.01 Silver



08 Titanium

### Scolpiti

(Carved stone)



51 Carrara white



52 Natural split slate



53 Grey quartzite

### Naturali

(Solid wood)



31 Italian walnut



32 White Oak



33 Wengé



## EIKON EVO - Cover plates



04 Neutral Bronze



05 Dark Bronze



09 Polished gold



10 Satin gold



G09 Total polished gold



G10 Total satin gold

## EIKON EVO - Cover plates

### Luminosi

(Bevelled crystal)



70 White diamond



71 Aqua



72 Silver ice

### Raffinati

(Natural leather)



21 Cream



22 Tobacco

### Speciali

(Corian®)



41 Glacier ice

### Essenziali

(Total aluminium and crystal)



17 Total white



18 Total black



87 Total white diamond

## EIKON EVO - Cover plates



73 Pearl grey



74 Opal brown



75 Bronze mirror



76 Black diamond



88 Total black diamond

## EIKON EXÉ - Cover plates

### Total look metals



▲ 01 Matt white



▲ 02 Next



▲ 03 Anthracite grey

### Brushed metals



▲ 11 Brushed nickel



▲ 12 Brushed dark bronze



▲ 13 Brushed black

### Polished metals



▲ 81 Nickel



▲ 82 Gold



▲ 83 Black chrome

### Exclusive metals



▲ 85 Antique gold



▲ 86 Brushed copper



▲ 87 Antique brushed bronze

### Glass



▲ 71 Milky white



▲ 72 Canvas white



▲ 73 Satin black

# EIKON

## EIKON EXÉ - Cover plates

### Mirrors



▲ 75 Ice silver



▲ 76 Shiny bronze



▲ 77 Opal brown

### Leather



▲ 21 Savannah



▲ 22 Steppe



▲ 23 Black forest

### Marbled stoneware



▲ 51 White Calacatta



▲ 52 Coffee brown



▲ 53 Black Marquina

### Wood



▲ 31 Oak



▲ 32 American walnut



▲ 33 Eucalyptus

## EIKON CHROME - Classic cover plates

### Total look

(Varnished metal)



B01 Arctic white



N13 Matt silver



15 Matt anthracite

### Bright

(Varnished metal)



C01 Arctic white



C02 Antique white



C07 Metallic champagne



C08 Metallic titanium



C10 Metallic silver



C11 Metallic Siena



C12 Metallic anthracite



C13 Matt silver



C14 Matt titanium



C15 Matt anthracite

### Refined

(Refined metal)



G21 Satin gold



C22 Satin nickel



G24 Polished gold

### Inox

(Stainless steel)



C91 Brushed inox

### Wood

(Solid wood)



C31 African wengé



C32 White oak



C35 Italian walnut

### Glass

(Crystal)



C71 Black ice



C72 White ice



C81 Silver mirror

**Note:** changes in the grain, colour or evenness of the surface of cover plates made of solid wood and crystal are a prized feature and a guarantee of the material's authenticity.

## EIKON CHROME - Round cover plates

### Total look (Varnished metal)



B01 Arctic white



N13 Matt silver



15 Matt anthracite

### Bright (Varnished metal)



C01 Arctic white



C02 Antique white



C07 Metallic champagne



C08 Metallic titanium



C09 Metallic Atlantic grey



C10 Metallic silver



C12 Metallic anthracite



C13 Matt silver



C14 Matt titanium



C15 Matt anthracite

### Refined (Refined metal)



G21 Satin gold



C22 Satin nickel



C23 Satin chrome



G24 Polished gold

### Inox (Stainless steel)



C91 Brushed inox

### Wood (Solid wood)



C32 White oak










































C35 Italian walnut







C36 American cherrywood

## Eikon Tactil and Eikon Evo cover plates: guideline






























		2-module		3-module		4-module		7-module
		Eikon Tactil	Eikon Evo	Eikon Tactil	Eikon Evo	Eikon Tactil	Eikon Evo	Eikon Evo
								
<b>Primari (Anodized aluminium)</b>								
	Brilliant Aluminium	-	21642.01	-	21653.01	-	21654.01	21657.01
	Next Grey	-	21642.02	-	21653.02	-	21654.02	21657.02
	Lava Grey	-	21642.03	-	21653.03	-	21654.03	21657.03
	Neutral Bronze	-	21642.04	-	21653.04	-	21654.04	21657.04
	Dark Bronze	-	21642.05	-	21653.05	-	21654.05	21657.05
<b>Esclusivi (Refined aluminium)</b>								
	Black Sapphire	-	21642.06	-	21653.06	-	21654.06	21657.06
	Silver	-	21642.07.01	-	21653.07.01	-	21654.07.01	21657.07.01
	Titanium	-	21642.08	-	21653.08	-	21654.08	21657.08
	Polished gold	-	21642.09	-	21653.09	-	21654.09	21657.09
	Total polished gold (with gold frame)	-	21642.G09	-	21653.G09	-	21654.G09	21657.G09
	Satin gold	-	21642.10	-	21653.10	-	21654.10	21657.10
	Total satin gold (with gold frame)	-	21642.G10	-	21653.G10	-	21654.G10	21657.G10
<b>Scolpiti (Carved stone)</b>								
	Carrara white	-	21642.51	-	21653.51	-	21654.51	21657.51
	Natural split slate	-	21642.52	-	21653.52	-	21654.52	21657.52
	Grey quartzite	■ 21662.53	21642.53	■ 21663.53	21653.53	■ 21664.53	21654.53	21657.53
<b>Naturali (Solid wood)</b>								
	Italian walnut	■ 21662.31	21642.31	■ 21663.31	21653.31	■ 21664.31	21654.31	21657.31
	White Oak	■ 21662.32	21642.32	■ 21663.32	21653.32	■ 21664.32	21654.32	21657.32
	Wengé	■ 21662.33	21642.33	■ 21663.33	21653.33	■ 21664.33	21654.33	21657.33
<b>Luminosi (Bevelled crystal)</b>								
	White diamond	21662.70	21642.70	21663.70	21653.70	21664.70	21654.70	21657.70
	Aqua	21662.71	21642.71	21663.71	21653.71	21664.71	21654.71	21657.71
	Silver ice	-	21642.72	-	21653.72	-	21654.72	21657.72
	Pearl grey	21662.73	21642.73	21663.73	21653.73	21664.73	21654.73	21657.73
	Opal brown	-	21642.74	-	21653.74	-	21654.74	21657.74
	Bronze mirror	-	21642.75	-	21653.75	-	21654.75	21657.75
	Black Diamond	21662.76	21642.76	21663.76	21653.76	21664.76	21654.76	21657.76
<b>Raffinati (Natural leather)</b>								
	Cream	■ 21662.21	21642.21	■ 21663.21	21653.21	■ 21664.21	21654.21	21657.21
	Tobacco	■ 21662.22	21642.22	■ 21663.22	21653.22	■ 21664.22	21654.22	21657.22
<b>Speciali (Corian®)</b>								
	Glacier ice	■ 21662.41	21642.41	■ 21663.41	21653.41	■ 21664.41	21654.41	21657.41
<b>Essenziali (Total aluminium and crystal)</b>								
	Total White	-	21642.17	-	21653.17	-	21654.17	21657.17
	Total Black	-	21642.18	-	21653.18	-	21654.18	21657.18
	Total White Diamond	-	21642.87	-	21653.87	-	21654.87	21657.87
	Total Black Diamond	-	21642.88	-	21653.88	-	21654.88	21657.88






## Eikon Tactil and Eikon Evo cover plates: guideline

8-module Eikon Evo	2+2-module (between centres 71 mm) Eikon Evo	2+2+2-module (between centres 71 mm) Eikon Evo	2+2+2+2-module (between centres 71 mm) Eikon Evo
			
21668.01	21643.01	21644.01	21669.01
21668.02	21643.02	21644.02	21669.02
21668.03	21643.03	21644.03	21669.03
21668.04	21643.04	21644.04	21669.04
21668.05	21643.05	21644.05	21669.05
21668.06	21643.06	21644.06	21669.06
21668.07.01	21643.07.01	21644.07.01	21669.07.01
21668.08	21643.08	21644.08	21669.08
21668.09	21643.09	21644.09	21669.09
21668.G09	21643.G09	21644.G09	21669.G09
21668.10	21643.10	21644.10	21669.10
21668.G10	21643.G10	21644.G10	21669.G10
21668.51	-	-	-
21668.52	-	-	-
21657.53	-	-	-
21668.31	-	-	-
21657.32	-	-	-
21668.33	-	-	-
21668.70	21643.70	21644.70	21669.70
21668.71	21643.71	21644.71	21669.71
21668.72	21643.72	21644.72	21669.72
21668.73	21643.73	21644.73	21669.73
21668.74	21643.74	21644.74	21669.74
21668.75	21643.75	21644.75	21669.75
21668.76	21643.76	21644.76	21669.76
21668.21	-	-	-
21668.22	-	-	-
21668.41	-	-	-
21668.17	21643.17	21644.17	21669.17
21668.18	21643.18	21644.18	21669.18
21668.87	21643.87	21644.87	21669.87
21668.88	21643.88	21644.88	21669.88

































## Eikon Exé cover plates: guideline

	2-module	3-module
		
<b>Total look metals</b>		
 Matt white	▲22642.01	▲22653.01
 Next	▲22642.02	▲22653.02
 Anthracite grey	▲22642.03	▲22653.03
<b>Brushed metals</b>		
 Brushed nickel	▲22642.11	▲22653.11
 Brushed dark bronze	▲22642.12	▲22653.12
 Brushed black	▲22642.13	▲22653.13
<b>Polished metals</b>		
 Nickel	▲22642.81	▲22653.81
 Gold	▲22642.82	▲22653.82
 Black chrome	▲22642.83	▲22653.83
<b>Exclusive metals</b>		
 Antique gold	▲22642.85	▲22653.85
 Brushed copper	▲22642.86	▲22653.86
 Antique brushed bronze	▲22642.87	▲22653.87
<b>Glass</b>		
 Milky white	▲22642.71	▲22653.71
 Canvas white	▲22642.72	▲22653.72
 Satin black	▲22642.73	▲22653.73
<b>Mirrors</b>		
 Ice silver	▲22642.75	▲22653.75
 Shiny bronze	▲22642.76	▲22653.76
 Opal brown	▲22642.77	▲22653.77
<b>Leather</b>		
 Savannah	▲22642.21	▲22653.21
 Steppe	▲22642.22	▲22653.22
 Black forest	▲22642.23	▲22653.23
<b>Marbled stoneware</b>		
 White Calacatta	▲22642.51	▲22653.51
 Coffee brown	▲22642.52	▲22653.52
 Black Marquina	▲22642.53	▲22653.53
<b>Wood</b>		
 Oak	▲22642.31	▲22653.31
 American walnut	▲22642.32	▲22653.32
 Eucalyptus	▲22642.33	▲22653.33

## Eikon Exé cover plates: guideline

4-module	7-module	8-module
		
▲22654.01	▲22657.01	▲22668.01
▲22654.02	▲22657.02	▲22668.02
▲22654.03	▲22657.03	▲22668.03
▲22654.11	▲22657.11	▲22668.11
▲22654.12	▲22657.12	▲22668.12
▲22654.13	▲22657.13	▲22668.13
▲22654.81	▲22657.81	▲22668.81
▲22654.82	▲22657.82	▲22668.82
▲22654.83	▲22657.83	▲22668.83
▲22654.85	▲22657.85	▲22668.85
▲22654.86	▲22657.86	▲22668.86
▲22654.87	▲22657.87	▲22668.87
▲22654.71	▲22657.71	▲22668.71
▲22654.72	▲22657.72	▲22668.72
▲22654.73	▲22657.73	▲22668.73
▲22654.75	▲22657.75	▲22668.75
▲22654.76	▲22657.76	▲22668.76
▲22654.77	▲22657.77	▲22668.77
▲22654.21	▲22657.21	▲22668.21
▲22654.22	▲22657.22	▲22668.22
▲22654.23	▲22657.23	▲22668.23
▲22654.51	▲22657.51	▲22668.51
▲22654.52	▲22657.52	▲22668.52
▲22654.53	▲22657.53	▲22668.53
▲22654.31	▲22657.31	▲22668.31
▲22654.32	▲22657.32	▲22668.32
▲22654.33	▲22657.33	▲22668.33

## Eikon Chrome cover plates: guideline
























	2-module		2-central-module		3-module		4-module	
								
	Classic	Round	Classic	Round	Classic	Round	Classic	Round
<b>Total look (Varnished metal)</b>								
 Artic white	20642.B01	20672.B01	20652.B01	20682.B01	20653.B01	20683.B01	20654.B01	20684.B01
 Matt silver	20642.N13	20672.N13	20652.N13	20682.N13	20653.N13	20683.N13	20654.N13	20684.N13
 Matt anthracite	20642.15	20672.15	20652.15	20682.15	20653.15	20683.15	20654.15	20684.15
<b>Reflex total look (Technopolymer)</b>								
 Reflex graphite	20642.40	-	20652.40	-	20653.40	-	20654.40	-
 Reflex ice (with white frame)	20642.B41	-	20652.B41	-	20653.B41	-	20654.B41	-
 Reflex anthracite	20642.42	-	20652.42	-	20653.42	-	20654.42	-
<b>Bright (Varnished metal)</b>								
 Artic white	20642.C01	20672.C01	20652.C01	20682.C01	20653.C01	20683.C01	20654.C01	20684.C01
 Antique white	20642.C02	20672.C02	20652.C02	20682.C02	20653.C02	20683.C02	20654.C02	20684.C02
 Metallic champagne	20642.C07	20672.C07	20652.C07	20682.C07	20653.C07	20683.C07	20654.C07	20684.C07
 Metallic titanium	20642.C08	20672.C08	20652.C08	20682.C08	20653.C08	20683.C08	20654.C08	20684.C08
 Metallic Atlantic grey	-	20672.C09	-	20682.C09	-	20683.C09	-	20684.C09
 Metallic silver	20642.C10	20672.C10	20652.C10	20682.C10	20653.C10	20683.C10	20654.C10	20684.C10
 Metallic Siena	20642.C11	-	20652.C11	-	20653.C11	-	20654.C11	-
 Metallic anthracite	20642.C12	20672.C12	20652.C12	20682.C12	20653.C12	20683.C12	20654.C12	20684.C12
 Matt silver	20642.C13	20672.C13	20652.C13	20682.C13	20653.C13	20683.C13	20654.C13	20684.C13
 Matt titanium	20642.C14	20672.C14	20652.C14	20682.C14	20653.C14	20683.C14	20654.C14	20684.C14
 Matt anthracite	20642.C15	20672.C15	20652.C15	20682.C15	20653.C15	20683.C15	20654.C15	20684.C15
<b>Refined (Refined metal)</b>								
 Satin gold (with gold frame)	20642.G21	20672.G21	20652.G21	20682.G21	20653.G21	20683.G21	20654.G21	20684.G21
 Satin nickel	20642.C22	20672.C22	20652.C22	20682.C22	20653.C22	20683.C22	20654.C22	20684.C22
 Satin chrome	-	20672.C23	-	20682.C23	-	20683.C23	-	20684.C23
 Polished gold (with gold frame)	20642.G24	20672.G24	20652.G24	20682.G24	20653.G24	20683.G24	20654.G24	20684.G24
<b>Inox (Stainless steel)</b>								
 Brushed inox	20642.C91	20672.C91	20652.C91	20682.C91	20653.C91	20683.C91	20654.C91	20684.C91
<b>Wood (Solid wood)</b>								
 African wengé	20642.C31	-	20652.C31	-	20653.C31	-	20654.C31	-
 White oak	20642.C32	20672.C32	20652.C32	20682.C32	20653.C32	20683.C32	20654.C32	20684.C32
 Italian walnut	20642.C35	20672.C35	20652.C35	20682.C35	20653.C35	20683.C35	20654.C35	20684.C35
 American cherrywood	-	20672.C36	-	20682.C36	-	20683.C36	-	20684.C36
<b>Glass (Crystal)</b>								
 Black ice	20642.C71	-	20652.C71	-	20653.C71	-	20654.C71	-
 White ice	20642.C72	-	20652.C72	-	20653.C72	-	20654.C72	-
 Silver mirror	20642.C81	-	20652.C81	-	20653.C81	-	20654.C81	-

## Eikon Chrome cover plates: guideline




















7-module		8-module		14-module	21-module	Panel mounting 1-module		Panel mounting 2-module	
Classic	Round	Classic	Round	Classic	Classic	Classic	Round	Classic	Round
20657.B01	20687.B01	20668.B01	20698.B01	20660.01*	20661.01*	20666.B01	20696.B01	20667.B01	20697.B01
20657.N13	20687.N13	20668.N13	20698.N13	20660.13*	20661.13*	20666.N13	20696.N13	20667.N13	20697.N13
20657.15	20687.15	20668.15	20698.15	20660.15*	20661.15*	20666.15	20696.15	20667.15	20697.15
20657.40	-	20668.40	-	-	-	-	-	-	-
20657.B41	-	20668.B41	-	-	-	-	-	-	-
20657.42	-	20668.42	-	-	-	-	-	-	-
20657.C01	20687.C01	20668.C01	20698.C01	-	-	-	-	-	-
20657.C02	20687.C02	20668.C02	20698.C02	-	-	-	-	-	-
20657.C07	20687.C07	20668.C07	20698.C07	-	-	-	-	-	-
20657.C08	20687.C08	20668.C08	20698.C08	-	-	-	-	-	-
-	20687.C09	-	20698.C09	-	-	-	-	-	-
20657.C10	20687.C10	20668.C10	20698.C10	-	-	-	-	-	-
20657.C11	-	20668.C11	-	-	-	-	-	-	-
20657.C12	20687.C12	20668.C12	20698.C12	-	-	-	-	-	-
20657.C13	20687.C13	20668.C13	20698.C13	-	-	-	-	-	-
20657.C14	20687.C14	20668.C14	20698.C14	-	-	-	-	-	-
20657.C15	20687.C15	20668.C15	20698.C15	-	-	-	-	-	-
20657.G21	20687.G21	20668.G21	20698.G21	-	-	-	-	-	-
20657.C22	20687.C22	20668.C22	20698.C22	-	-	-	-	-	-
-	20687.C23	-	20698.C23	-	-	-	-	-	-
20657.G24	20687.G24	20668.G24	20698.G24	-	-	-	-	-	-
20657.C91	20687.C91	20668.C91	20698.C91	-	-	-	-	-	-
20657.C31	-	20668.C31	-	-	-	-	-	-	-
20657.C32	20687.C32	20668.C32	20698.C32	-	-	-	-	-	-
20657.C35	20687.C35	20668.C35	20698.C35	-	-	-	-	-	-
-	20687.C36	-	20698.C36	-	-	-	-	-	-
20657.C71	-	20668.C71	-	-	-	-	-	-	-
20657.C72	-	20668.C72	-	-	-	-	-	-	-
20657.C81	-	20668.C81	-	-	-	-	-	-	-

\* Technopolymer































## Eikon Tactil and Eikon Evo cover plates for British standard: guideline

		2-module		3-module/monobloc	5-module/monobloc	
		Eikon Tactil	Eikon Evo	Eikon Evo	Eikon Tactil	Eikon Evo
						
<b>Primari (Anodized aluminium)</b>						
	Brilliant Aluminium	-	21642.01	21648.01	-	21649.01
	Next Grey	-	21642.02	21648.02	-	21649.02
	Lava Grey	-	21642.03	21648.03	-	21649.03
	Neutral Bronze	-	21642.04	21648.04	-	21649.04
	Dark Bronze	-	21642.05	21648.05	-	21649.05
<b>Esclusivi (Refined aluminium)</b>						
	Black Sapphire	-	21642.06	21648.06	-	21649.06
	Silver	-	21642.07.01	21648.07.01	-	21649.07.01
	Titanium	-	21642.08	21648.08	-	21649.08
	Polished gold	-	21642.09	21648.09	-	21649.09
	Total polished gold (with gold frame)	-	21642.G09	21648.G09	-	21649.G09
	Satin gold	-	21642.10	21648.10	-	21649.10
	Total satin gold (with gold frame)	-	21642.G10	21648.G10	-	21649.G10
<b>Scolpiti (Carved stone)</b>						
	Carrara white	-	21642.51	21648.51	-	21649.51
	Natural split slate	-	21642.52	21648.52	-	21649.52
	Grey quartzite	-	21642.53	21648.53	■ 21667.53	21649.53
<b>Naturali (Solid wood)</b>						
	Italian walnut	-	21642.31	21648.31	■ 21667.31	21649.31
	White Oak	-	21642.32	21648.32	■ 21667.32	21649.32
	Wengé	-	21642.33	21648.33	■ 21667.33	21649.33

## Eikon Tactil and Eikon Evo cover plates for British standard: guideline

































		2-module		3-module/monobloc	5-module/monobloc	
		Eikon Tactil	Eikon Evo	Eikon Evo	Eikon Tactil	Eikon Evo
						
<b>Luminosi (Bevelled crystal)</b>						
	White diamond	21662.70	21642.70	21648.70	21667.70	21649.70
	Aqua	21662.71	21642.71	21648.71	21667.71	21649.71
	Silver ice	-	21642.72	21648.72	-	21649.72
	Pearl grey	21662.73	21642.73	21648.73	21667.73	21649.73
	Opal brown	-	21642.74	21648.74	-	21649.74
	Bronze mirror	-	21642.75	21648.75	-	21649.75
	Black Diamond	21662.76	21642.76	21648.76	21667.76	21649.76
<b>Raffinati (Natural leather)</b>						
	Cream	-	21642.21	21648.21	■ 21667.21	21649.21
	Tobacco	-	21642.22	21648.22	■ 21667.22	21649.22
<b>Speciali (Corian®)</b>						
	Glacier ice	-	21642.41	21648.41	■ 21667.41	21649.41
<b>Essenziali (total aluminium and crystal)</b>						
	Total White	-	21642.17	21648.17	-	21649.17
	Total Black	-	21642.18	21648.18	-	21649.18
	Total White Diamond	-	21642.87	21648.87	-	21649.87
	Total Black Diamond	-	21642.88	21648.88	-	21649.88

## Eikon Exé cover plates for British standard: guideline


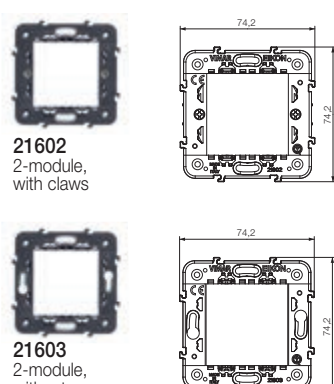



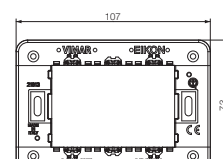



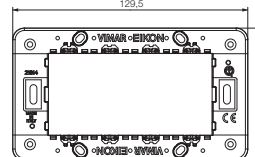

	2-module	3-module/monobloc	5-module/monobloc
			
<b>Total look metals</b>			
 Matt white	▲22642.01	▲22648.01	▲22649.01
 Next	▲22642.02	▲22648.02	▲22649.02
 Anthracite grey	▲22642.03	▲22648.03	▲22649.03
<b>Brushed metals</b>			
 Brushed nickel	▲22642.11	▲22648.11	▲22649.11
 Brushed dark bronze	▲22642.12	▲22648.12	▲22649.12
 Brushed black	▲22642.13	▲22648.13	▲22649.13
<b>Polished metals</b>			
 Nickel	▲22642.81	▲22648.81	▲22649.81
 Gold	▲22642.82	▲22648.82	▲22649.82
 Black chrome	▲22642.83	▲22648.83	▲22649.83
<b>Exclusive metals</b>			
 Antique gold	▲22642.85	▲22648.85	▲22649.85
 Brushed copper	▲22642.86	▲22648.86	▲22649.86
 Antique brushed bronze	▲22642.87	▲22648.87	▲22649.87
<b>Glass</b>			
 Milky white	▲22642.71	▲22648.71	▲22649.71
 Canvas white	▲22642.72	▲22648.72	▲22649.72
 Satin black	▲22642.73	▲22648.73	▲22649.73
<b>Mirrors</b>			
 Ice silver	▲22642.75	▲22648.75	▲22649.75
 Shiny bronze	▲22642.76	▲22648.76	▲22649.76
 Opal brown	▲22642.77	▲22648.77	▲22649.77
<b>Leather</b>			
 Savannah	▲22642.21	▲22648.21	▲22649.21
 Steppe	▲22642.22	▲22648.22	▲22649.22
 Black forest	▲22642.23	▲22648.23	▲22649.23
<b>Marbled stoneware</b>			
 White Calacatta	▲22642.51	▲22648.51	▲22649.51
 Coffee brown	▲22642.52	▲22648.52	▲22649.52
 Black Marquina	▲22642.53	▲22648.53	▲22649.53
<b>Wood</b>			
 Oak	▲22642.31	▲22648.31	▲22649.31
 American walnut	▲22642.32	▲22648.32	▲22649.32
 Eucalyptus	▲22642.33	▲22648.33	▲22649.33



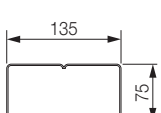

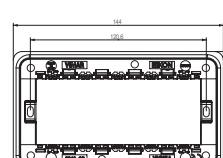

## Eikon Chrome cover plates for British standard: guideline

	2-module		3-module/monobloc		5-module/monobloc	
						
	Classic	Round	Classic	Round	Classic	Round
<b>Total Look (Varnished metal)</b>						
 Artic white	20647.B01	20677.B01	20648.B01	20678.B01	20649.B01	20679.B01
 Matt silver	20647.N13	20677.N13	20648.N13	20678.N13	20649.N13	20679.N13
 Matt anthracite	20647.15	20677.15	20648.15	20678.15	20649.15	20679.15
<b>Bright (Varnished metal)</b>						
 Artic white	20647.C01	20677.C01	20648.C01	20678.C01	20649.C01	20679.C01
 Antique white	20647.C02	20677.C02	20648.C02	20678.C02	20649.C02	20679.C02
 Metallic champagne	20647.C07	20677.C07	20648.C07	20678.C07	20649.C07	20679.C07
 Metallic titanium	20647.C08	20677.C08	20648.C08	20678.C08	20649.C08	20679.C08
 Metallic Atlantic grey	-	20677.C09	-	20678.C09	-	20679.C09
 Metallic silver	20647.C10	20677.C10	20648.C10	20678.C10	20649.C10	20679.C10
 Metallic Siena	20647.C11	-	20648.C11	-	20649.C11	-
 Metallic anthracite	20647.C12	20677.C12	20648.C12	20678.C12	20649.C12	20679.C12
 Matt silver	20647.C13	20677.C13	20648.C13	20678.C13	20649.C13	20679.C13
 Matt titanium	20647.C14	20677.C14	20648.C14	20678.C14	20649.C14	20679.C14
 Matt anthracite	20647.C15	20677.C15	20648.C15	20678.C15	20649.C15	20679.C15
<b>Refined (Refined metal)</b>						
 Satin gold (with gold frame)	20647.G21	20677.G21	20648.G21	20678.G21	20649.G21	20679.G21
 Satin nickel	20647.C22	20677.C22	20648.C22	20678.C22	20649.C22	20679.C22
 Satin chrome	-	20677.C23	-	20678.C23	-	20679.C23
 Polished gold (with gold frame)	20647.G24	20677.G24	20648.G24	20678.G24	20649.G24	20679.G24
<b>Inox (Stainless steel)</b>						
 Brushed inox	20647.C91	20677.C91	20648.C91	20678.C91	20649.C91	20679.C91
<b>Wood (Solid wood)</b>						
 African wengé	20647.C31	-	20648.C31	-	20649.C31	-
 White oak	20647.C32	20677.C32	20648.C32	20678.C32	20649.C32	20679.C32
 Italian walnut	20647.C35	20677.C35	20648.C35	20678.C35	20649.C35	20679.C35
 American cherrywood	-	20677.C36	-	20678.C36	-	20679.C36
<b>Glass (Crystal)</b>						
 Black ice	20647.C71	-	20648.C71	-	20649.C71	-
 White ice	20647.C72	-	20648.C72	-	20649.C72	-
 Silver mirror	20647.C81	-	20648.C81	-	20649.C81	-


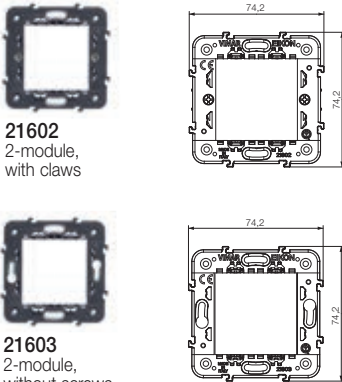



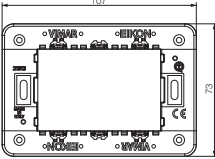



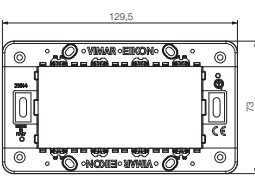



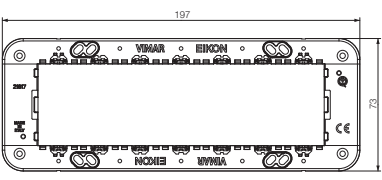

## Eikon Tactil: standard types of mounting

Module	Box	Frame	Cover plate*
2 for ø 60 mm or 56x56 mm mounting box	<p>Flush mounting</p>  <p><b>V71001</b> For masonry GW 650 °C, light blue <b>V71001.AU</b> GW 960 °C, black</p> <p><b>V71701</b> For hollow walls, for frame without claws, GW 850 °C, light blue</p>	 <p><b>21602</b> 2-module, with claws</p> <p><b>21603</b> 2-module, without screws</p>	 <p><b>21662...</b> 2-module Dimensions: 95,4x95,4 mm</p>
3	<p>Flush mounting</p>  <p><b>V71303</b> For masonry GW 650 °C, light blue <b>V71303.AU</b> GW 960 °C, black</p> <p><b>V71703</b> For hollow walls GW 850 °C, light blue</p>	 <p><b>21613</b> 3-module, with screws</p> 	 <p><b>21663...</b> 3-module Dimensions: 118x106 mm</p>
4	<p>Flush mounting</p>  <p><b>V71304</b> For masonry GW 650 °C, light blue <b>V71304.AU</b> GW 960 °C, black</p> <p><b>V71704</b> For hollow walls GW 850 °C, light blue</p>	 <p><b>21614</b> 4-module, with screws</p> 	 <p><b>21664...</b> 4-module Dimensions: 140,5x106 mm</p>

## Eikon Tactil: British standard mounting

Module	Box	Frame	Cover plate*
5	<p>Flush mounting</p>  <p>2-gang mounting box Fixing centres: 120,6 mm</p>	 <p><b>20609'</b> 5-module, with screws M 3,5</p> 	 <p><b>21667...</b> 5-module Dimensions: 163x95,4 mm</p>

## Eikon Evo: standard types of mounting

Module	Box	Frame	Cover plate*
2 for $\varnothing$ 60 mm or 56x56 mm mounting box	<p>Flush mounting</p>  <p><b>V71001</b> For masonry GW 650 °C, light blue <b>V71001.AU</b> GW 960 °C, black</p> <p><b>V71701</b> For hollow walls, for frame without claws, GW 850 °C, light blue</p>	 <p><b>21602</b> 2-module, with claws</p> <p><b>21603</b> 2-module, without screws</p>	 <p><b>21642...</b> 2-module Dimensions: 95,4x95,4 mm</p>
3	<p>Flush mounting</p>  <p><b>V71303</b> For masonry GW 650 °C, light blue <b>V71303.AU</b> GW 960 °C, black</p> <p><b>V71703</b> For hollow walls GW 850 °C, light blue</p>	 <p><b>21613</b> 3-module, with screws</p> 	 <p><b>21653...</b> 3-module Dimensions: 118x106 mm</p>
4	<p>Flush mounting</p>  <p><b>V71304</b> For masonry GW 650 °C, light blue <b>V71304.AU</b> GW 960 °C, black</p> <p><b>V71704</b> For hollow walls GW 850 °C, light blue</p>	 <p><b>21614</b> 4-module, with screws</p> 	 <p><b>21654...</b> 4-module Dimensions: 140,5x106 mm</p>
7	<p>Flush mounting</p>  <p><b>V71306</b> For masonry GW 650 °C, light blue <b>V71306.AU</b> GW 960 °C, black</p> <p><b>V71706</b> For hollow walls GW 850 °C, light blue</p>	 <p><b>21617</b> 7-module, with screws</p> 	 <p><b>21657...</b> 7-module Dimensions: 208x106 mm</p>

\* Cover plates range, page 118

## Eikon Evo: standard types of mounting

Module	Box	Touch screen/frame	Cover plate*
<p>8 (4+4)</p>	<p>Flush mounting</p>  <p><b>V71318</b> For masonry GW 650 °C, light blue</p> <p><b>V71718</b> For hollow walls GW 850 °C, light blue</p>	 <p><b>21554</b> 4,3" Full Flat video touch screen, grey <b>21554.B:</b> white <b>21554.BN:</b> neutral</p>  <p><b>21511.1...</b> 4,3" touch screen Full Flat, with built-in 8-module mounting frame</p> <p><b>21848.1...</b> Touch screen a colori, 4,3" Full Flat Well-contact Plus, with built-in 8-module mounting frame</p>  <p><b>21618</b> 4+4-module, with screws</p>	 <p><b>21668...</b> 8-module (4+4) Dimensions: 155,2x155,2 mm</p>  <p>Cover plate rotated at a 90° angle</p>
<p>8 (4+4)</p>	<p>Semi-flush mounting</p>  <p><b>V71318</b> For masonry GW 650 °C, light blue</p> <p><b>V71718</b> For hollow walls GW 850 °C, light blue</p>	 <p><b>21553.2</b> 10" IP multimedia video touch screen</p>	 <p><b>21665...</b> For multimedia video touch screen Dimensions: 345x250 mm Material and finishing availability: <b>21665.11:</b> Aluminium <b>21665.70:</b> White diamond <b>21665.76:</b> Black Diamond</p>

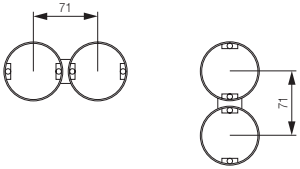
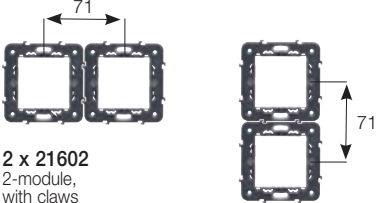
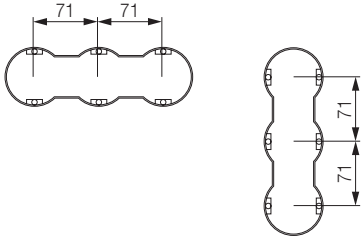
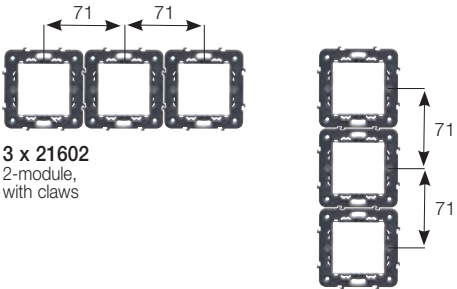
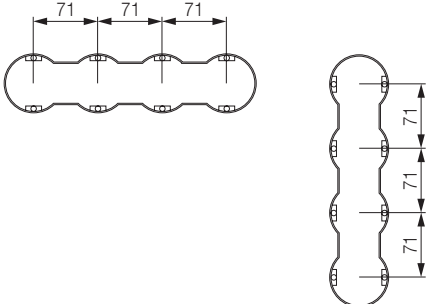
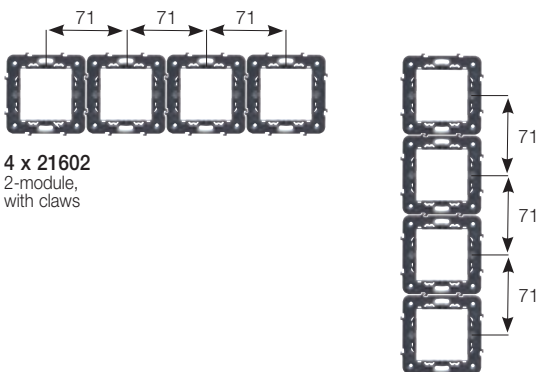
## Eikon Evo: British standard mounting

Module	Box	Frame	Cover plate*
1 and 2	<p>Flush mounting</p> <p>1-gang mounting box Fixing centres: 60,3 mm</p>	<p><b>20606<sup>1</sup></b> 1-module, with screws M 3,5, grey</p> <p><b>20606.B<sup>1</sup></b> 1-module, with screws M 3,5, white</p> <p><b>20606.N<sup>1</sup></b> 1-module, with screws M 3,5, Next</p> <p><b>20607<sup>1</sup></b> 2-module, with screws M 3,5</p>	<p><b>21642...</b> 2-module Dimensions: 95,4x95,4 mm</p>
3 and mono-bloc	<p>Flush mounting</p> <p>1-gang mounting box Fixing centres: 60,3 mm</p>	<p><b>20608<sup>1</sup></b> 3-module, with screws M 3,5</p> <p><b>20017</b> Example of monobloc device</p> <p><b>20215.L</b> Example of monobloc device</p>	<p><b>21648...</b> 3-module Dimensions: 95,4x95,4 mm</p>
5 and mono-bloc	<p>Flush mounting</p> <p>2-gang mounting box Fixing centres: 120,6 mm</p>	<p><b>20609<sup>1</sup></b> 5-module, with screws M 3,5</p> <p><b>20222.L</b> Example of monobloc device in horizontal mounting</p> <p><b>20291</b> Example of monobloc device in vertical mounting</p>	<p><b>21649...</b> 5-module Dimensions: 163x95,4 mm</p>

\* Cover plates range, page 118 and 124

<sup>1</sup> Items conform to BS 5733

## Eikon Evo: 71 mm between centres installation


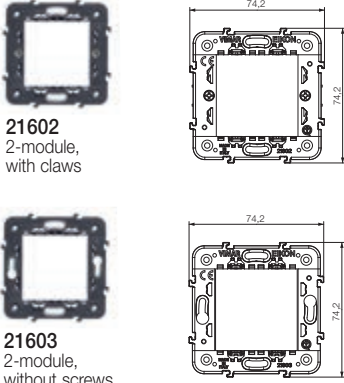



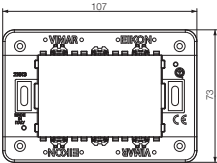



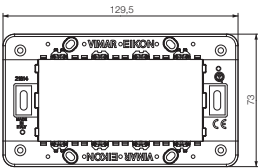



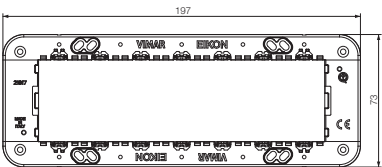

Module	Box	Frame
<p>2+2 71 mm between centres</p>		 <p>2 x 21602 2-module, with claws</p>
<p>2+2+2 71 mm between centres</p>		 <p>3 x 21602 2-module, with claws</p>
<p>2+2+2+2 71 mm between centres</p>		 <p>4 x 21602 2-module, with claws</p>

## Eikon Evo: 71 mm between centres installation

		Cover plate*
<p><b>2 x 21603</b> 2-module, without screws</p>	<p><b>21643...</b> 4-module (2+2), for horizontal and vertical installation. Dimensions: 166,4x95,4 mm</p>	
<p><b>3 x 21603</b> 2-module, without screws</p>	<p><b>21644...</b> 6-module (2+2+2), for horizontal and vertical installation. Dimensions: 237,4x95,4 mm</p>	
<p><b>4 x 21603</b> 2-module, without screws</p>	<p><b>21669...</b> 8-module (2+2+2+2), for horizontal and vertical installation. Dimensions: 308,4x95,4 mm</p>	

\* Cover plates range, page 118

## Eikon Exé: standard types of mounting

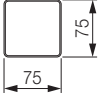


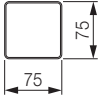


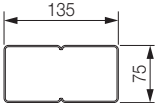
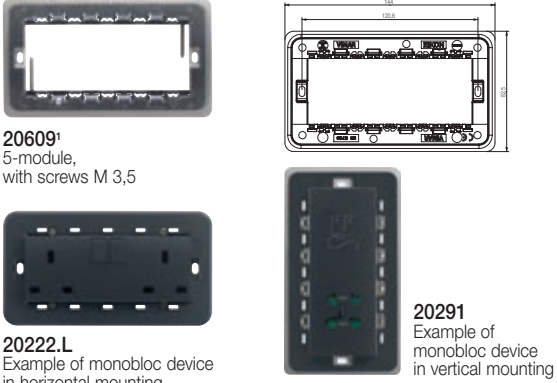

Module	Box	Frame	Cover plate*
2 for $\varnothing$ 60 mm or 56x56 mm mounting box	<p>Flush mounting</p>  <p><b>V71001</b> For masonry GW 650 °C, light blue <b>V71001.AU</b> GW 960 °C, black</p> <p><b>V71701</b> For hollow walls, for frame without claws, GW 850 °C, light blue</p>	 <p><b>21602</b> 2-module, with claws</p> <p><b>21603</b> 2-module, without screws</p>	 <p><b>22642...</b> 2-module Dimensions: 90x90 mm</p>
3	<p>Flush mounting</p>  <p><b>V71303</b> For masonry GW 650 °C, light blue <b>V71303.AU</b> GW 960 °C, black</p> <p><b>V71703</b> For hollow walls GW 850 °C, light blue</p>	 <p><b>21613</b> 3-module, with screws</p> 	 <p><b>22653...</b> 3-module Dimensions: 122x90 mm</p>
4	<p>Flush mounting</p>  <p><b>V71304</b> For masonry GW 650 °C, light blue <b>V71304.AU</b> GW 960 °C, black</p> <p><b>V71704</b> For hollow walls GW 850 °C, light blue</p>	 <p><b>21614</b> 4-module, with screws</p> 	 <p><b>22654...</b> 4-module Dimensions: 144,5x90 mm</p>
7	<p>Flush mounting</p>  <p><b>V71306</b> For masonry GW 650 °C, light blue <b>V71306.AU</b> GW 960 °C, black</p> <p><b>V71706</b> For hollow walls GW 850 °C, light blue</p>	 <p><b>21617</b> 7-module, with screws</p> 	 <p><b>22657...</b> 7-module Dimensions: 212x90 mm</p>



## Eikon Exé: standard types of mounting

Module	Box	Touch screen/frame	Cover plate*
8 (4+4)	<p>Flush mounting</p>  <p><b>V71318</b> For masonry GW 650 °C, light blue</p> <p><b>V71718</b> For hollow walls GW 850 °C, light blue</p>	 <p><b>21554...</b> 4,3" Full Flat video touch screen</p> <p><b>21618</b> 4+4-module, with screws</p>  <p><b>21511.1...</b> 4,3" touch screen Full Flat, with built-in 8-module mounting frame</p> <p><b>21848.1...</b> Touch screen a colori, 4,3" Full Flat Well-contact Plus, with built-in 8-module mounting frame</p>	 <p><b>22668...</b> 8-module (4+4) Dimensions:156,1x156,1 mm</p>  <p>Cover plate rotated at a 90° angle</p>















## Eikon Exé: British standard mounting

Module	Box	Frame	Cover plate*
1 and 2	<p>Flush mounting</p>  <p>1-gang mounting box Fixing centres: 60,3 mm</p>	 <p><b>20606<sup>1</sup></b> 1-module, with screws M 3,5, grey</p> <p><b>20606.B<sup>1</sup></b> 1-module, with screws M 3,5, white</p> <p><b>20606.N<sup>1</sup></b> 1-module, with screws M 3,5, Next</p> <p><b>20607<sup>1</sup></b> 2-module, with screws M 3,5</p>	 <p><b>22642...</b> 2-module Dimensions: 90x90 mm</p>
3 and mono- bloc	<p>Flush mounting</p>  <p>1-gang mounting box Fixing centres: 60,3 mm</p>	 <p><b>20608<sup>1</sup></b> 3-module, with screws M 3,5</p> <p><b>20017</b> Example of monobloc device</p> <p><b>20215.L</b> Example of monobloc device</p>	 <p><b>22648...</b> 3-module Dimensions: 90x90 mm</p>
5 and mono- bloc	<p>Flush mounting</p>  <p>2-gang mounting box Fixing centres: 120,6 mm</p>	 <p><b>20609<sup>1</sup></b> 5-module, with screws M 3,5</p> <p><b>20222.L</b> Example of monobloc device in horizontal mounting</p> <p><b>20291</b> Example of monobloc device in vertical mounting</p>	 <p><b>22649...</b> 5-module Dimensions: 159,3x90 mm</p>

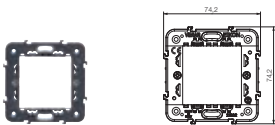
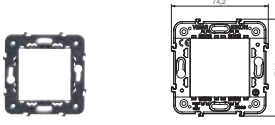




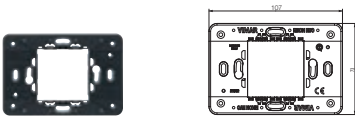
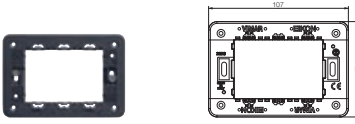




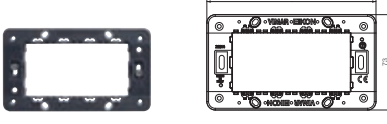


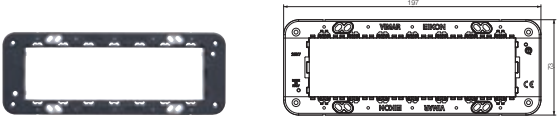


\* Cover plates range, page 120 and 126

<sup>1</sup> Items conform to BS 5733

## Eikon Chrome: standard types of mounting

Module	Box	
2 for ø 60 mm mounting box	<p><b>Flush mounting</b></p>  <p><b>V71001</b> For masonry GW 650 °C, light blue <b>V71001.AU</b> GW 960 °C, black</p>  <p><b>V71701</b> For hollow walls, for frame without claws, GW 850 °C, light blue</p>	<p><b>Surface mounting</b></p>  <p><b>09971.A</b> 43,5 deep, RAL 9001 ivory <b>09971.01:</b> white</p>
	<p><b>Flush mounting</b></p>  <p><b>V71303</b> For masonry GW 650 °C, light blue <b>V71303.AU</b> GW 960 °C, black</p>  <p><b>V71703</b> For hollow walls GW 850 °C, light blue</p>	<p><b>Surface mounting</b></p>  <p><b>09983</b> 35-45 mm deep, grey <b>09983.01:</b> white</p>  <p><b>09975.A</b> 43,5 mm deep, RAL 9001 ivory <b>09975.01:</b> white</p>  <p><b>09976.04</b> 30 mm deep, Idea white <b>09976.14:</b> Idea grey</p>
4	<p><b>Flush mounting</b></p>  <p><b>V71304</b> For masonry GW 650 °C, light blue <b>V71304.AU</b> GW 960 °C, black</p>  <p><b>V71704</b> For hollow walls GW 850 °C, light blue</p>	<p><b>Table mounting</b></p>  <p><b>20784</b> 4-module table mounting box, grey <b>20784.B</b> As above, white <b>Δ 20784.N</b> As above, Next</p>
7	<p><b>Flush mounting</b></p>  <p><b>V71306</b> For masonry GW 650 °C, light blue <b>V71306.AU</b> GW 960 °C, black</p>  <p><b>V71706</b> For hollow walls GW 850 °C, light blue</p>	<p><b>Table mounting</b></p>  <p><b>20787</b> 7-module table mounting box, grey <b>20787.B</b> As above, white <b>Δ 20787.N</b> As above, Next</p>

## Eikon Chrome: standard types of mounting

Frame	Cover plate*
 <p><b>21602</b> 2-module, with claws</p>  <p><b>21603</b> 2-module, without screws</p>	<p><b>Classic</b></p>  <p><b>20642...</b> 2-module Dimensions: 85x85 mm</p> <p><b>Round</b></p>  <p><b>20672...</b> 2-module Dimensions: 80x80 mm</p> <p><b>Classic</b></p>  <p><b>20652...</b> 2-central-module Dimensions: 120x85 mm</p> <p><b>Round</b></p>  <p><b>20682...</b> 2-central-module Dimensions: 120x80 mm</p>
 <p><b>21612</b> 2-central-module, with screws</p>  <p><b>21613</b> 3-module, with screws</p>	<p><b>Classic</b></p>  <p><b>20652...</b> 2-central-module Dimensions: 120x85 mm</p> <p><b>Round</b></p>  <p><b>20682...</b> 2-central-module Dimensions: 120x80 mm</p> <p><b>Classic</b></p>  <p><b>20653...</b> 3-module Dimensions: 120x85 mm</p> <p><b>Round</b></p>  <p><b>20683...</b> 3-module Dimensions: 120x80 mm</p>
 <p><b>21614</b> 4-module, with screws</p>	<p><b>Classic</b></p>  <p><b>20654...</b> 4-module Dimensions: 142x85 mm</p> <p><b>Round</b></p>  <p><b>20684...</b> 4-module Dimensions: 142x80 mm</p>
 <p><b>21617</b> 7-module, with screws</p>	<p><b>Classic</b></p>  <p><b>20657...</b> 7-module Dimensions: 206x85 mm</p> <p><b>Round</b></p>  <p><b>20687...</b> 7-module Dimensions: 210x80 mm</p>

\* Cover plates range, from page 122

## Eikon Chrome: standard types of mounting

Module	Box	
8 (4+4)	<p><b>Flush mounting</b></p> <div style="display: flex; justify-content: space-around;"> <div style="text-align: center;">  <p><b>V71318</b> For masonry GW 650 °C, light blue</p> </div> <div style="text-align: center;">  <p><b>V71718</b> For hollow walls GW 850 °C, light blue</p> </div> </div>	
	<div style="display: flex; justify-content: space-between;"> <div style="width: 60%;"> <p><b>Flush mounting</b></p> <div style="display: flex; justify-content: space-around;"> <div style="text-align: center;">  <p><b>V71318</b> For masonry GW 650 °C, light blue</p> </div> <div style="text-align: center;">  <p><b>V71718</b> For hollow walls GW 850 °C, light blue</p> </div> </div> </div> <div style="width: 35%; text-align: center;"> <p><b>Table mounting</b></p>  <p><b>20788</b> 8-module with Classic and Round frame, grey <b>20788.B</b> white <b>Δ 20788.N</b> Next Dimensions: 141x151,9x135 mm</p> </div> </div>	
1	<p><b>Panel mounting</b></p> <div style="display: flex; align-items: center;">  <div style="margin-left: 10px;"> <p><b>16776.AU</b> GW 960 °C</p> </div> </div>	
2	<div style="display: flex; align-items: center;">  <div style="margin-left: 10px;"> <p><b>16776.AU x 2</b> GW 960 °C</p> </div> </div>	
14 (7+7)	<p><b>Flush mounting</b></p> <div style="display: flex; justify-content: space-around;"> <div style="text-align: center;">  <p><b>V71320</b> For masonry GW 650 °C, light blue</p> </div> <div style="text-align: center;">  <p><b>V71720</b> For hollow walls GW 850 °C, light blue</p> </div> </div>	<p><b>Surface mounting</b></p>  <p><b>09920.01</b>, bianco</p>
	<p><b>Flush mounting</b></p> <div style="text-align: center;">  <p><b>V71321</b> For masonry GW 650 °C, light blue</p> </div>	<p><b>Surface mounting</b></p>  <p><b>09921.01</b>, White</p>
21 (7+7+7)	<p><b>Flush mounting</b></p> <div style="text-align: center;">  <p><b>V71321</b> For masonry GW 650 °C, light blue</p> </div>	<p><b>Surface mounting</b></p>  <p><b>09921.01</b>, White</p>

## Eikon Chrome: standard types of mounting

Touch screen/frame	Cover plate*
 <p><b>21554</b> 4,3" Full Flat video touch screen, grey <b>21554.B:</b> white <b>21554.BN:</b> neutral</p>	<p><b>Classic</b></p>  <p><b>20668...</b> 8-module Dimensions: 142x156 mm</p> <p><b>Round</b></p>  <p><b>20698...</b> 8-module Dimensions: 142x151 mm</p>
 <p><b>21511.1...</b> 4,3" touch screen Full Flat, with built-in 8-module mounting frame</p>  <p><b>21848.1...</b> Touch screen a colori, 4,3" Full Flat Well-contact Plus, with built-in 8-module mounting frame</p> <p><b>21618</b> 4+4-module, with screws</p>	<p><b>Classic</b></p>  <p><b>20668...</b> 8-module Dimensions: 142x156 mm</p> <p><b>Round</b></p>  <p><b>20698...</b> 8-module Dimensions: 142x151 mm</p>
 <p><b>20626</b> 1-module, with screws</p>	<p><b>Classic</b>      <b>Round</b></p>  <p><b>20666...</b> 1-module Dimensions: 40x80 mm</p>  <p><b>20696...</b> 2-module Dimensions: 40x80 mm</p>
 <p><b>20627</b> 2-module, with screws</p>	<p><b>Classic</b>      <b>Round</b></p>  <p><b>20667...</b> 2-module Dimensions: 40x137 mm</p>  <p><b>20697...</b> 2-module Dimensions: 40x137 mm</p>
 <p><b>20620</b> 14-module (7+7), with screws</p>	<p><b>Classic</b></p>  <p><b>20660...</b> 14-module (7+7), technopolymer, with signalling tags. Dimensions: 207x153 mm</p>
 <p><b>20621</b> 21-module (7+7+7), with screws</p>	<p><b>Classic</b></p>  <p><b>20661...</b> 21-module (7+7+7), technopolymer, with signalling tags. Dimensions: 207x223 mm</p>

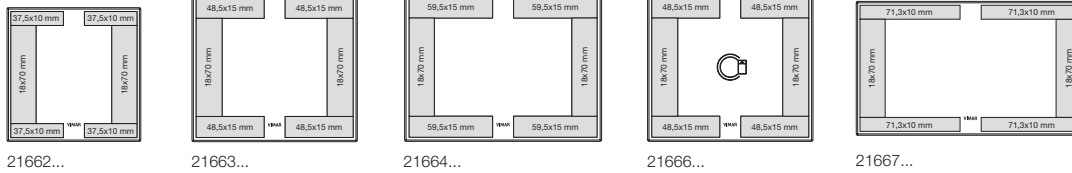
\* Cover plates range, from page 122

## Eikon Chrome: British standard mounting

Module	Box	Frame	Cover plate*
1 and 2	<p>Flush mounting</p> <p>1-gang mounting box Fixing centres: 60,3 mm</p>	<p><b>20606<sup>1</sup></b> 1-module, with screws M 3,5, grey</p> <p><b>20606.B<sup>1</sup></b> 1-module, with screws M 3,5, white</p> <p><b>20606.N<sup>1</sup></b> 1-module, with screws M 3,5, Next</p> <p><b>20607<sup>1</sup></b> 2-module, with screws M 3,5</p>	<p><b>Classic</b></p> <p><b>20647<sup>1</sup>...</b> 2-module Dimensions: 95x95x9 mm</p>
			<p><b>Round</b></p> <p><b>20677<sup>1</sup>...</b> 2-module Dimensions: 95x95x9 mm</p>
3 and monobloc	<p>Flush mounting</p> <p>1-gang mounting box Fixing centres: 60,3 mm</p>	<p><b>20608<sup>1</sup></b> 3-module, with screws M 3,5</p> <p><b>20215.L</b> Example of monobloc device</p> <p><b>20017.L</b> Example of monobloc device</p>	<p><b>Classic</b></p> <p><b>20648<sup>1</sup>...</b> Cover plate for horizontal and vertical installation. Dimensions: 95x95x9 mm Cover plate for monobloc device mounting, only.</p>
			<p><b>Round</b></p> <p><b>20678<sup>1</sup>..</b> Cover plate for horizontal and vertical installation. Dimensions: 95x95x9 mm Cover plate for monobloc device mounting, only.</p>
5 and monobloc	<p>Flush mounting</p> <p>2-gang mounting box Fixing centres: 120,6 mm</p>	<p><b>20609<sup>1</sup></b> 5-module, with screws M 3,5</p> <p><b>20222.L</b> Example of monobloc device in horizontal mounting</p> <p><b>20291</b> Example of monobloc device in vertical mounting</p>	<p><b>Classic</b></p> <p><b>20649<sup>1</sup>...</b> 5-module For horizontal and vertical installation. Dimensions: 155x95x9 mm</p>
			<p><b>Round</b></p> <p><b>20679<sup>1</sup>...</b> 5-module For horizontal and vertical installation. Dimensions: 155x95x9 mm</p>

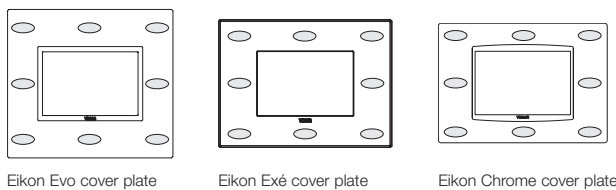
### > Cover plate and controls customisation

#### Eikon Tactil cover plates: customisation positions (see area in grey)



Example of customised Eikon Tactil cover plate

#### Eikon Evo, Eikon Exé and Eikon Chrome cover plates: customisation positions (see area in grey)



Example of customised Eikon Evo cover plate

#### Controls and buttons: positions and features

Type	Customisation position	Backlit customisation	Not backlit customisation
Conventional rocker controls 1 and 2 modules and interchangeable buttons 1, 2 and 3 modules		NO	positions 1 and 2
Buttons for conventional rocker controls 20031, 20032 and 20033		position 3 only in the 14x7 mm area	positions 1 and 2
Axial controls. 1 and 2 modules		NO	positions 1 and 2
Buttons for axial controls 20131.0, 20132.0 and 20133.0		position 2 with Mylar 14x7 mm stickers	positions 1 and 3
Pair of 1-module buttons for RF devices		NO	positions 1 and 2
2-module button for RF devices		NO	positions 1 and 2

#### Example of customised controls and buttons




Rocker controls and customisable buttons



Interchangeable buttons with backlit customisation

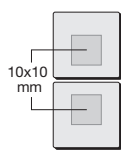
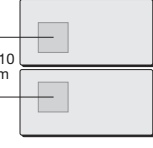






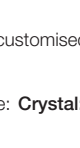
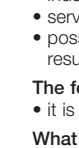



Buttons for radiofrequency controls with customisation



2-module button for radiofrequency controls with customisation

### Controls and buttons: positions and features

Type	Customisation position	Backlit customisation	Not backlit customisation
Home automation controls. 1-module half-buttons		only in the 10x10 mm area	if the LED programming is "OFF" the whole button area can be customised
Home automation controls. 2-module half-buttons		only in the 10x10 mm area	if the LED programming is "OFF" the whole button area can be customised
Specifications for customising home automation controls with wording			
To be backlit, customisation with wording not included in the "Library of standard symbols and wording", must have no more than 3 text rows, each with maximum 8 capital letters, font height 1,7 mm and style as per the library. Depending on the length of the text, the wording must be positioned as shown in the figures to the side.	Text on 1 row	Text on 2 rows	Text on 3 rows
			
			
			



Home automation controls with customisation not backlit



Home automation controls with backlit customisation (example with text)

#### Indications for customisation

- all devices, buttons and cover plates are customized depending on conditions described below;
- **Eikon Tactil**  
all cover plates shown in the area highlighted in grey can be customised, with the exception of the **Pearl grey** cover plate (73);
- **Eikon Evo**  
the following finishings of cover plates are not customizable: **Crystal**: silver ice (72), pearl grey (73), opal brown (74), bronze mirror (75);
- **Eikon Exé**  
the following finishings of cover plates are not customizable: **Marbled stoneware**: White Calacatta (51), Coffee brown (52), Black Marquina (53); **Mirrors**: Ice silver (75), Shiny bronze (76), Opal brown (77); **Glass**: Satin black (73) and **Exclusive metals**: Antique gold (85);
- **Eikon Chrome**  
the following finishings of cover plates are not customizable: **Bright**: matt titanium (C14); **Glass**: black ice (C71), silver mirror (C81);
- **Wooden cover plate** customization: prices and quantities agreed with the commercial networks.
- if the required customisation is including in the "Library of standard symbols and wording", indicate the item code + symbol/wording code, **if the customisation is not included in the table check its feasibility with the sales network**;
- for requests for large quantities of customised items not included in the "Library of standard symbols and wording" please contact the Vimar sales network.

#### Laser customization advantages

- indelible engraving that does not deteriorate over time;
- service available even for minimal quantities;
- possibility of ordering the same customization at different times with identical results.

#### The few limits of technology

- it is not possible to reproduce coloured images.

#### What to supply

- a printout of the image to be reproduced, in black-and-white line drawing scaled 2 or 3 times larger than the finished size;
- an image in EPS, TIFF or JPEG format of the subject to be reproduced.

#### Things to avoid

- do not provide photocopies;
- do not fax the image to be reproduced, because the low definition of the fax makes it impossible to reproduce the customization with the high quality of laser system.

#### How to proceed

- enclose (without paper clips, staples or adhesive tape) or send the image to be reproduced;
- deliver all the documentation to your area wholesaler/distributor, who will then forward it to Vimar.



### Standard symbols and wordings (♦ symbols already on product catalogue)

♦S20.001	S20.002	S20.003	S20.004	S20.005	S20.006	S20.007	S20.008	S20.009	S20.010	S20.011	S20.012	S20.013	S20.014	S20.015	S20.016	S20.017
S20.018	S20.019	S20.020	S20.021	S20.022	S20.023	S20.024	S20.025	S20.026	S20.027	S20.028	♦S20.029	S20.030	S20.031	S20.032	S20.033	S20.034
S20.035	S20.036	S20.037	S20.038	♦S20.039	♦S20.040	S20.041	S20.042	S20.043	S20.044	S20.045	S20.046	S20.047	S20.048	♦S20.049	S20.050	S20.051
S20.052	♦S20.053	♦S20.054	♦S20.055	♦S20.056	♦S20.057	♦S20.058	♦S20.059	♦S20.060	S20.061	S20.062	S20.063	S20.064	S20.065	S20.066	S20.067	S20.068
S20.069	S20.070	S20.071	S20.072	♦S20.073	♦S20.074	S20.075	S20.076	S20.077	S20.078	S20.079	S20.080	S20.081	S20.082	S20.083	S20.084	S20.085
S20.086	S20.087	S20.088	S20.089	S20.090	S20.091	S20.092	S20.093	S20.094	S20.095	S20.096	S20.097	S20.098	S20.099	S20.100	S20.101	S20.102
S20.103	S20.104	S20.105	S20.106	S20.107	S20.108	S20.109	S20.110	S20.111	S20.112	S20.113	S20.114	S20.115	S20.116	♦S20.117	S20.118	S20.119
S20.120	S20.121	S20.122	S20.123	S20.124	S20.125	S20.126	S20.127	S20.128	S20.129	S20.130	S20.131	S20.132	S20.133	S20.134	S20.135	S20.136
S20.137	S20.138	S20.139	S20.140	S20.141	S20.142	S20.143	S20.144	S20.145	S20.146	S20.147	S20.148	S20.149	S20.150	S20.151	S20.152	S20.153
S20.154	S20.155	S20.156	S20.157	S20.158	S20.159	S20.160	S20.161	S20.162	S20.163	S20.164	S20.165	S20.166	S20.167	S20.168	S20.169	S20.170
S20.171	S20.172	S20.173	S20.174	S20.175	S20.176	S20.177	S20.178	S20.179	S20.180	S20.181	S20.182	S20.183	S20.184	S20.185	MAKE UP ROOM	DO NOT DISTURB
S20.186	S20.187															
LIGHT	OPEN	CLOSE	ALARM	COME IN	BACK	STAIRS	BATHROOM	CELLAR	STOREROOM	ATTIC	TERRACE	OUTSIDE	GARDEN	GARAGE	GENERAL	
S20.188.EN	S20.189.EN	S20.190.EN	S20.191.EN	S20.192.EN	S20.193.EN	S20.194.EN	S20.195.EN	S20.196.EN	S20.197.EN	S20.198.EN	S20.199.EN	S20.200.EN	S20.201.EN	S20.202	S20.203.EN	

## Smart card customization

The rear of the card can be customised on request, by providing a digital image of the subject in eps, tiff or jpg format.



## Bluetooth network name customisation

The name of the Bluetooth network can be customised for articles in the sound system: Bluetooth interface (20589) and stereo amplifier for speakers (20590).

### What to provide

- annex a file with extension .txt to the order
- the name of the .txt file must be created as follows:

e.g. **P20590\_6.txt**

P20590: required product code preceded by the letter P; '6' is the number of rows in the txt file = quantity of the required product code;

### Format of the .txt file

- use standard ASCII European characters;
- name of the network to be customised, max 23 characters (including spaces);
- the text on a new line identifies the end of the string to be customised;
- the number of rows must correspond to the quantity of the required article code;
- each row must indicate the requested customisation, even when repeated.

### Example of txt file compilation (e.g. P20590\_6.txt)

B&B	room 1
B&B	room 2
B&B	room 3
B&B	room 4
B&B	room 5
B&B	room 6

# ENCLOSURES and BOXES

## Flush mounting boxes

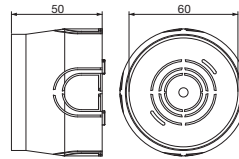
Flush mounting boxes for masonry



**V71001**  
Round  $\varnothing$  60 mm  
(GW 650 °C), light blue



**V71001.AU**  
Round  $\varnothing$  60 mm  
(GW 960 °C), black



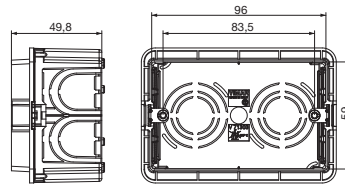
V71001, V71001.AU



**V71303**  
(GW 650 °C), light blue  
- 3 modules



**V71303.AU**  
(GW 960 °C), black  
- 3 modules



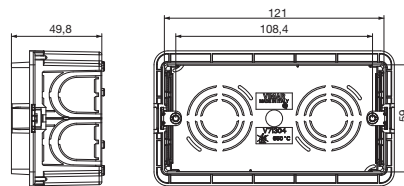
V71303, V71303.AU



**V71304**  
(GW 650 °C), light blue  
- 4 modules



**V71304.AU**  
(GW 960 °C), black  
- 4 modules



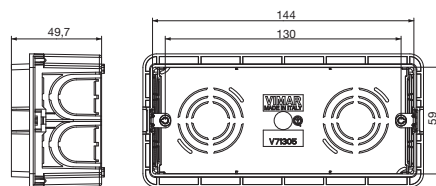
V71304, V71304.AU



**V71305**  
(GW 650 °C), light blue  
- 5 modules



**Δ V71305.AU**  
(GW 960 °C), black  
- 5 modules



V71305, V71305.AU



Dividing screen to realize modular and electrically separated compartments



Knockouts on all sides to accommodate differently sized conduits

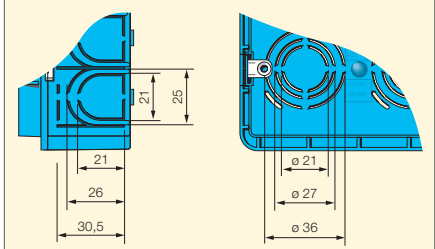


Precise back to back positioning, thanks to marking and stopping pins



Knockouts fixed to the box in two points only

### Cable entry dimensions



# ENCLOSURES and BOXES

## Flush mounting boxes

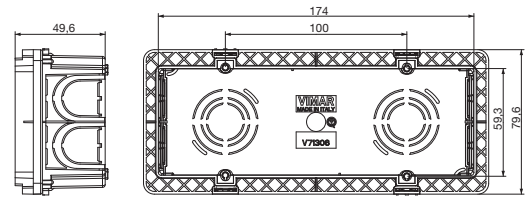
Flush mounting boxes for masonry



**V71306**  
(GW 650 °C), light blue  
- 6/7 modules



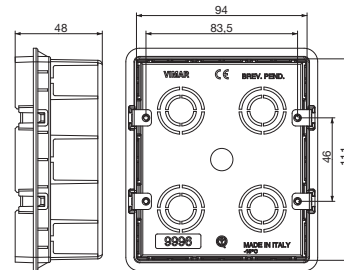
**V71306.AU**  
(GW 960 °C), black  
- 6/7 modules



**V71306, V71306.AU**



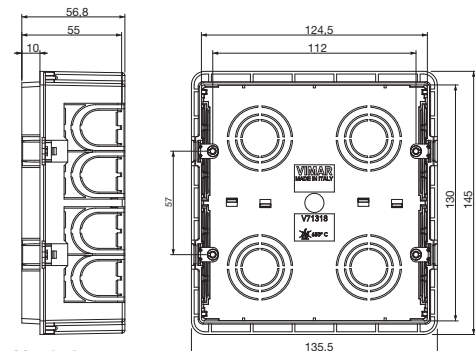
**09996**  
(GW 650 °C), light blue  
- 6 (3+3) modules



**09996**



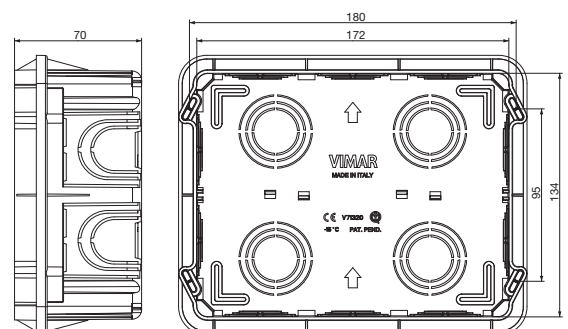
**V71318**  
(GW 650 °C), light blue  
- 8 modules



**V71318**



**V71320**  
(GW 650 °C), light blue  
- 12/14 modules



**V71320**

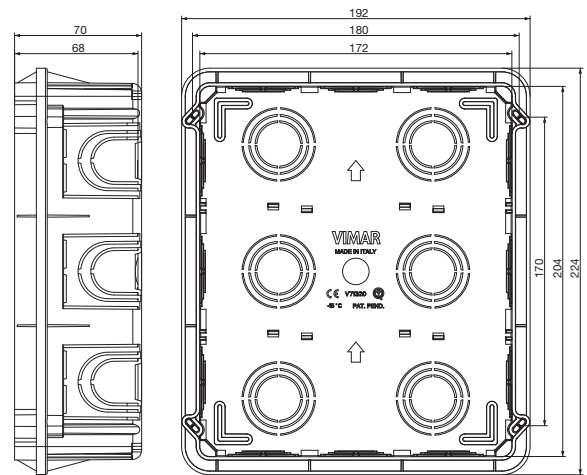
# ENCLOSURES and BOXES

## Flush mounting boxes

### Flush mounting boxes for masonry



**V71321**  
(GW 650 °C), light blue  
- 18/21 modules



V71321

### Antimortar protective covers for flush mounting masonry boxes



**V71011**  
Cover for V71001 and  
V71001.AU, yellow



**V71323**  
Cover for V71303 and  
V71303.AU, yellow



**V71324**  
Cover for V71304 and  
V71304.AU, yellow



**V71325**  
Cover for V71305 and  
V71305.AU, yellow



**V71326**  
Cover for V71306 and  
V71306.AU, yellow



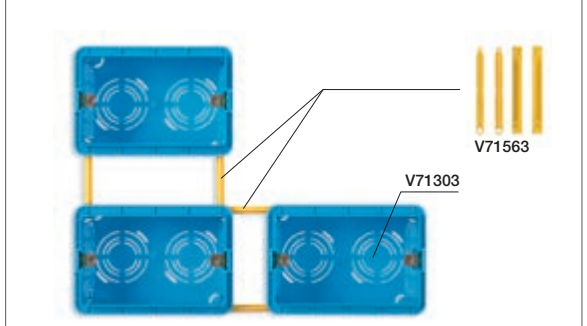
**V71328**  
Cover for V71318 and  
V71718, yellow

### Accessories for flush mounting masonry boxes



**V71563**  
Coupling joints for both horizontal and  
vertical compositions in flush-mounting  
boxes V71303, V71304, V71305,  
V71306. Length 58,2 mm, yellow

#### Side-by-side installation with V71563 joint plate



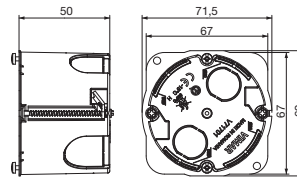
# ENCLOSURES and BOXES

## Flush mounting boxes

### Flush mounting boxes for hollow walls



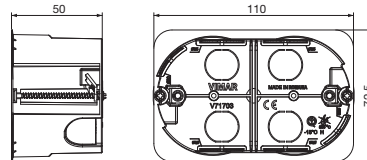
**V71701**  
Round  $\varnothing$  60 mm (GW 850 °C),  
light blue, suitable only for  
mounting frames without claws



V71701



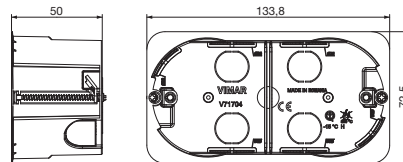
**V71703**  
(GW 850 °C), light blue  
- 3 modules



V71703



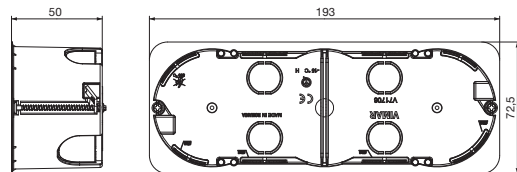
**V71704**  
(GW 850 °C), light blue  
- 4 modules



V71704



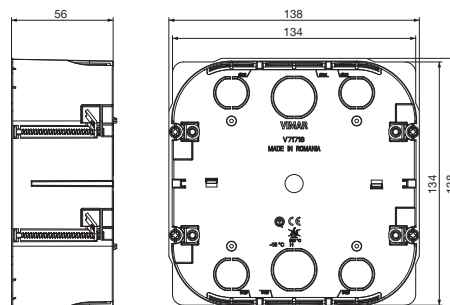
**V71706**  
(GW 850 °C), light blue  
- 6/7 modules



V71706



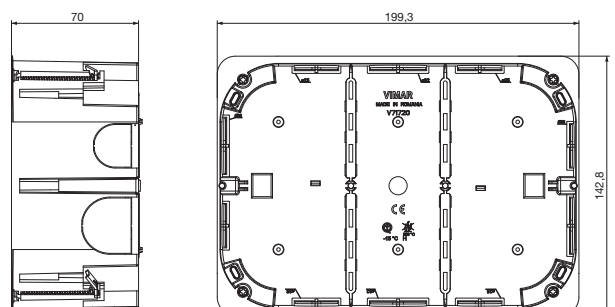
**V71718**  
(GW 850 °C), light blue  
- 8 modules



V71718



**V71720**  
Multifunction (GW 850 °C), light blue.  
Casing for ordinary use (GP)  
- 12/14 modules



V71720

## Flush mounting boxes

### Multifunction accessories for hollow walls flush mounting boxes






**V71571**  
Support for installing boxes V71701 on light walls inside the wall, yellow:  
• centring template;  
• coupling joint for mounting boxes in horizontal and vertical banks



**V71573**  
Support for installing boxes V71703 on light walls inside the wall, yellow:  
• centring template;  
• coupling joint for mounting boxes in horizontal and vertical banks



**V71574**  
Support for installing boxes V71704 on light walls inside the wall, yellow:  
• centring template;  
• coupling joint for mounting boxes in horizontal and vertical banks



1. and 2. Use the **V71573** accessory as a template for a precise drilling.
3. Remove with a cutter or scissors the central grid. The accessory can also be used as a tie.
4. When box positioned, fix it to the hollow wall with screws for plasterboard.
5. The result is a flush profile.

### Accessories for flush mounting masonry and hollow wall boxes



**V71550**  
Dividing screen for boxes V71303..., V71304..., V71305..., V71306..., V71703, V71704, V71706, yellow



**V71551**  
Horizontal dividing screen for boxes V71320, V71321, V71620, V71720, 09920..., 09921..., yellow. Allows to realize electrically separated compartments inside the box



**V71552**  
Horizontal dividing screen for boxes V71318 and V71718, yellow. Allows to realize electrically separated compartments inside the box

### Covers for flush mounting masonry and hollow wall boxes



**O2645**  
Round,  $\varnothing$  76 mm, with claws for  $\varnothing$  55-70 mm boxes, urea resin, white



**O2646**  
Round,  $\varnothing$  94 mm with claws for  $\varnothing$  75-85 mm boxes, urea resin, white



**O2647**  
Square, 82x82 mm, with claws for  $\varnothing$  55-70 mm boxes, urea resin, white



**O2648**  
Square, 101x101 mm with claws for  $\varnothing$  75-85 mm boxes, urea resin, white



**O2653**  
Rectangular, with screws for V71303... boxes, urea resin, white. Fixing centres at 83,5 mm



**V71630**  
Rectangular, with screws for V71320 and V71720 boxes, white

# ENCLOSURES and BOXES

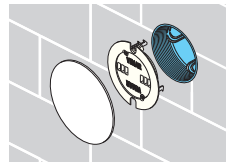
## Flush mounting boxes

### Flush-to-wall covers for flush mounting masonry and hollow wall boxes

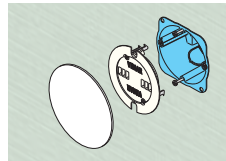


**V71632**  
Flush-to-wall cover for 2-module boxes, white

#### Fixing method




**Masonry walls.**  
The box mounting frame is fastened **using claws**, while the cover snaps into the mounting frame without leaving any screws visible.




**Hollow walls.**  
The box mounting frame is fastened **using screws**, while the cover snaps into the mounting frame without leaving any screws visible.


### Flush-to-wall covers for flush mounting masonry and hollow wall boxes



**V71633**  
Flush-to-wall cover for 3-module boxes, white




**V71634**  
Flush-to-wall cover for 4-module boxes, white



**V71631**  
Cover for V71318 and V71718 boxes, snap fixing to V71328 antimortar cover (provided), white

#### Flush-to-wall cover: installation on flush mounting boxes

**Compatibility.**  
Can be installed on flush-mounting masonry and hollow wall boxes.

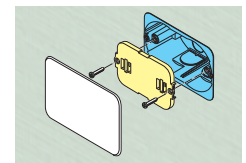
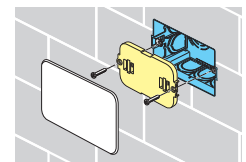


**Reversible mounting frame.**  
The mounting frame can be installed on both sides, depending on the box installation depth.

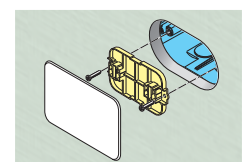
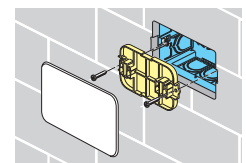
**Cover.**  
The cover is installed on the mounting frame using a snap-on system, which ensures that the installation is solid, with optimal aesthetic performance as there are no screws.

**Maximum aesthetic performance.**  
As the cover protrudes very little, can be painted and has a smooth surface, it is invisible even when installed in full view.

#### Installation with standard box depth



#### Installation with increased box depth



# ENCLOSURES and BOXES

## Surface mounting boxes

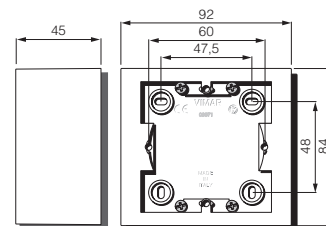
### Surface mounting boxes



**09971.A**  
Square, for 1- or 2-reduced-module  
Idea, RAL 9001 ivory. Idea series:  
suitable for Classica cover plate only



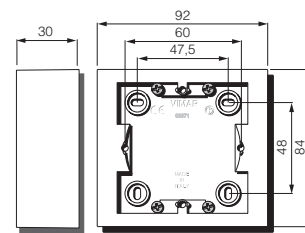
**09971.01**  
Square, for 1- or 2-reduced-module  
Idea, white. Idea series: suitable for  
Classica cover plate only



09971...



**09972.01**  
Square, for 1- or 2-reduced-module  
Idea, white



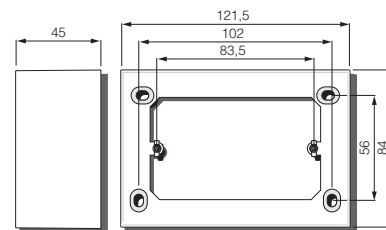
09972...



**09975.A**  
Rectangular, for 3-module,  
RAL 9001 ivory. Idea: suitable  
only for Classica cover plates



**09975.01**  
Rectangular, for 3-module,  
white. Idea: suitable only for  
Classica cover plates



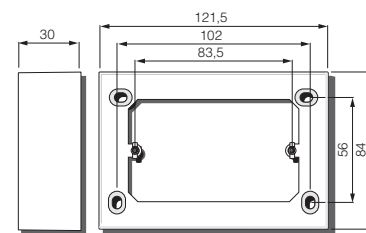
09975...



**09976.04**  
Rectangular, for 3-module,  
Idea white. Idea: suitable only  
for Classica cover plates



**09976.14**  
Rectangular, for 3-module,  
Idea grey. Idea: suitable only  
for Classica cover plates



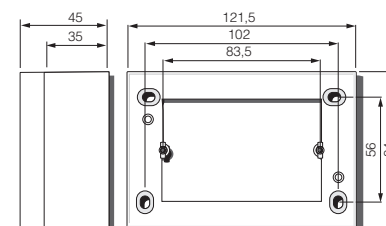
09976...



**09983**  
Rectangular, for 3-module,  
grey



**09983.01**  
Rectangular, for 3-module,  
white



09983...



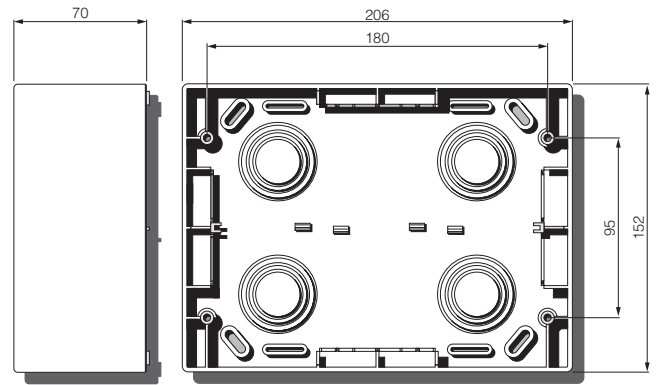
# ENCLOSURES and BOXES

## Surface mounting boxes

### Surface mounting boxes



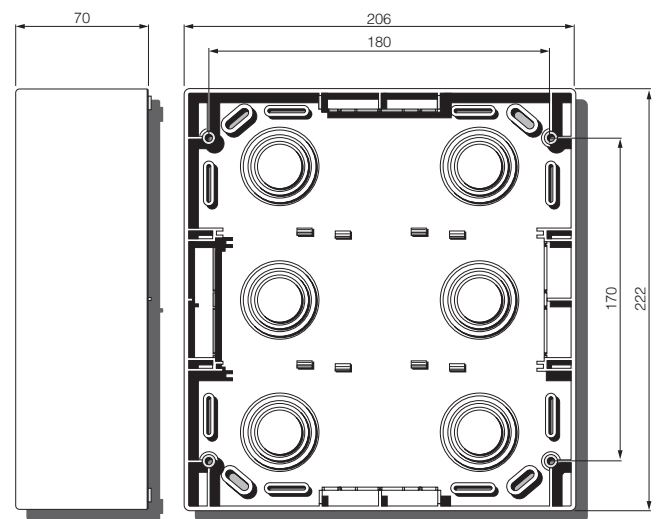
**09920.01**  
Rectangular, for 12-(6+6)-module,  
white



09920...



**09921.01**  
Rectangular, for 18-(6+6+6)-module,  
white



09921.01

## Isoset: IP40 surface mounting boxes

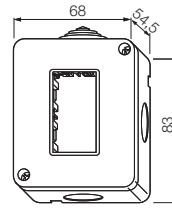
### Isoset IP40 boxes



**14801**  
1-module



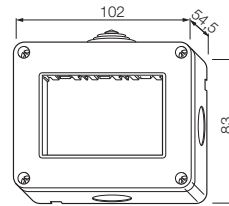
**14802**  
2-module,  
horizontal and vertical  
device fixing



**14801, 14802**



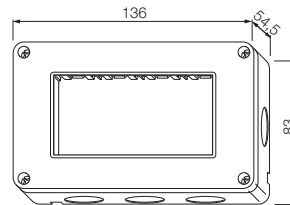
**14803**  
3-module



**14803**



**14804**  
4-module



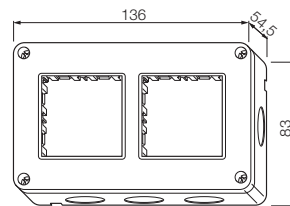
**14804**



**14812**  
4-module (2+2),  
horizontal and vertical  
device fixing



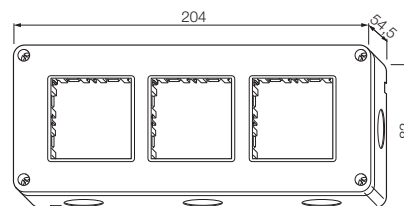
In the same box it is possible the horizontal and vertical device fixing.



**14812**



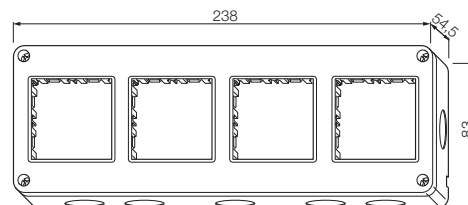
**14813**  
6-module (2+2+2),  
horizontal and vertical  
device fixing



**14813**



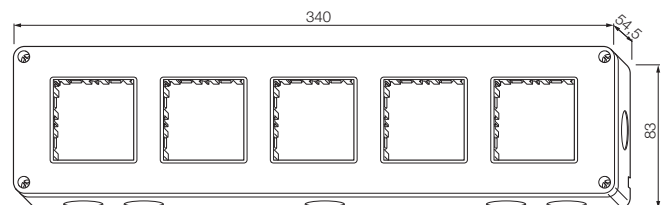
**14814**  
8-module (2+2+2+2),  
horizontal and vertical  
device fixing



**14814**



**14815**  
10-module (2+2+2+2+2),  
horizontal and vertical  
device fixing



**14815**

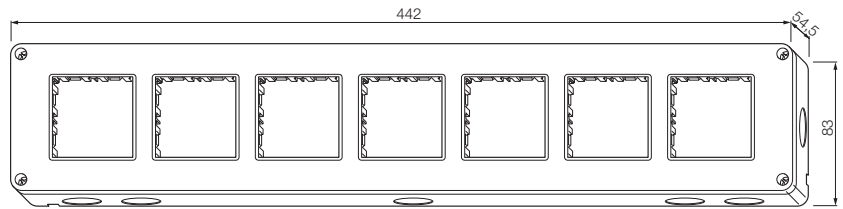
# ENCLOSURES and BOXES

## Isoset: IP40 surface mounting boxes

### Isoset IP40 boxes



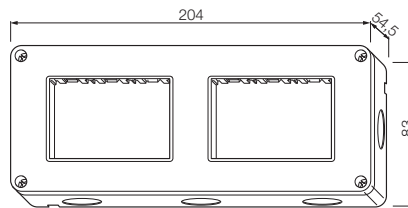
**14817**  
14-module (2+2+2+2+2+2+2),  
horizontal and vertical device  
fixing



**14817**



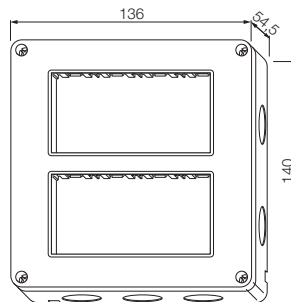
**14827**  
6-module (3+3 in horizontal)



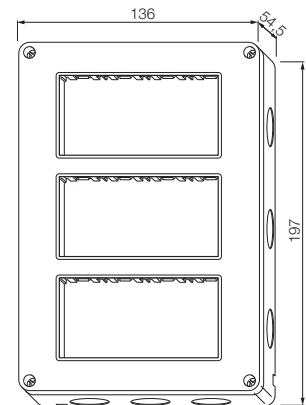
**14827**



**14832**  
8-module (4+4 in vertical)



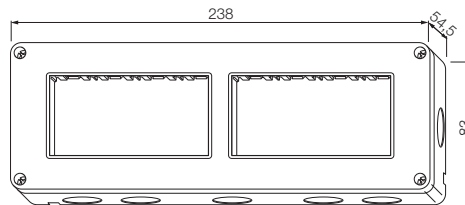
**14832**



**14833**



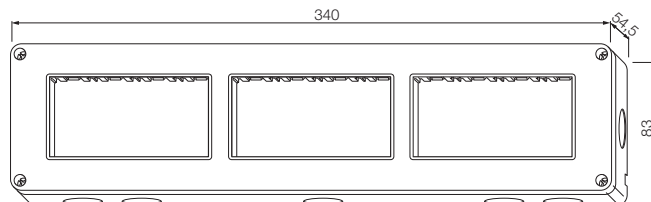
**14833**  
12-module (4+4+4 in vertical)



**14837**



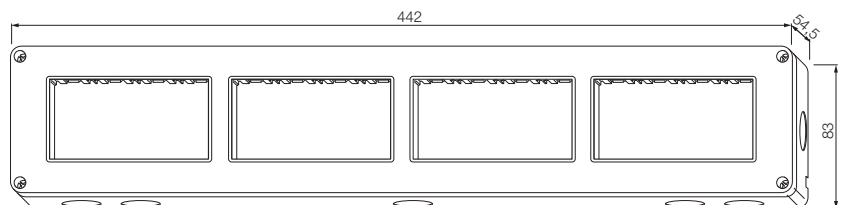
**14837**  
8-module (4+4 in horizontal)



**14838**



**14838**  
12-module (4+4+4 in horizontal)



**14839**



**14839**  
16-module (4+4+4+4 in horizontal)

# ENCLOSURES and BOXES

## Isoset: IP55 surface mounting boxes

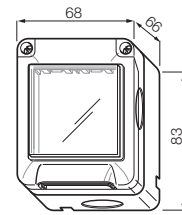
### Isoset IP55 boxes



**14901**  
1-module



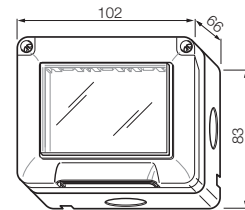
**14902**  
2-module



**14901, 14902**



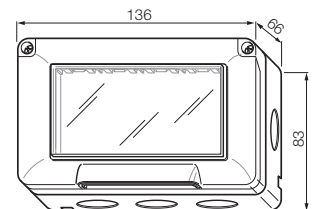
**14903**  
3-module



**14903**



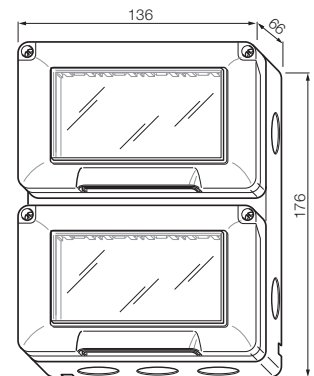
**14904**  
4-module



**14904**



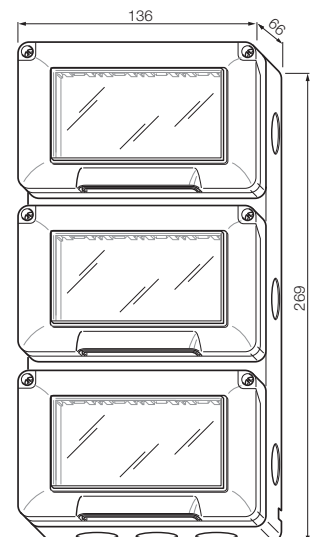
**14912**  
8-module (4+4 in vertical)



**14912**



**14913**  
12-module (4+4+4 in vertical)



**14913**

# ENCLOSURES and BOXES

## Isoset: IP55 surface mounting covers

### Isoset IP55 covers



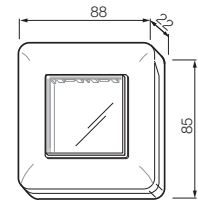
**14931**  
with claws for  
ø 60 mm box,  
RAL 7035 grey  
- 2 modules



**14931.01**  
with claws for  
ø 60 mm box,  
white  
- 2 modules



**14931.14**  
with claws for  
ø 60 mm box,  
granite grey  
- 2 modules



**14931...**



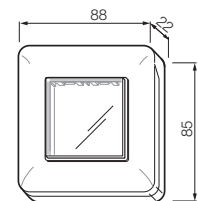
**14932**  
with screws, for 60 mm  
distance between centres  
box, RAL 7035 grey  
- 2 modules



**14932.01**  
with screws, for 60 mm  
distance between  
centres box, white  
- 2 modules



**14932.14**  
with screws, for 60 mm  
distance between  
centres box, granite  
grey - 2 modules



**14932...**



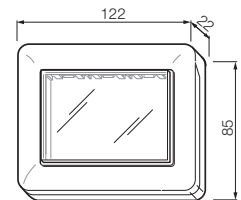
**14943**  
with screws, for  
3-module box,  
RAL 7035 grey  
- 3 modules



**14943.01**  
with screws, for  
3-module box, white  
- 3 modules



**14943.14**  
with screws, for  
3-module box, granite  
grey - 3 modules



**14943...**



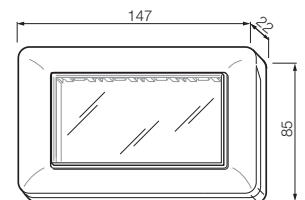
**14944**  
with screws, for  
4-module box,  
RAL 7035 grey  
- 4 modules



**14944.01**  
with screws, for  
4-module box, white  
- 4 modules



**14944.14**  
with screws, for  
4-module box, granite  
grey - 4 modules



**14944...**

# ENCLOSURES and BOXES

## Table mounting boxes and floor mount turret

Table mounting boxes to be completed with frame and cover plate



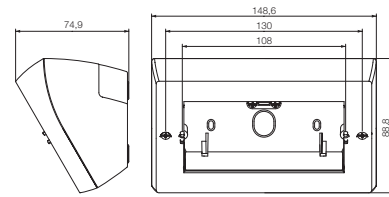
**20784**  
4-module,  
grey



**20784.B**  
4-module,  
white



**Δ 20784.N**  
4-module,  
Next



**20784...**



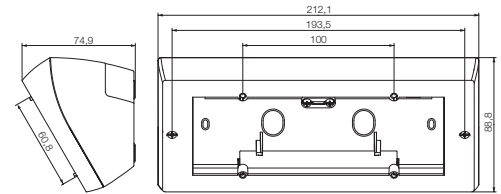
**20787**  
7-module,  
grey



**20787.B**  
7-module,  
white



**Δ 20787.N**  
7-module,  
Next



**20787...**



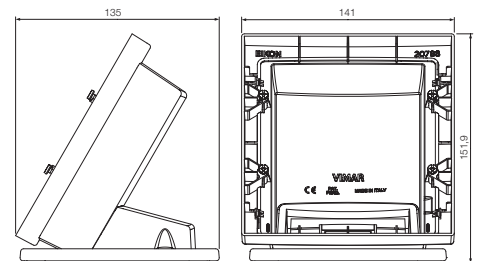
**20788**  
8-module (4+4), with  
frame to be completed  
with cover plate,  
grey



**20788.B**  
8-module (4+4), with  
frame to be completed  
with cover plate,  
white



**Δ 20788.N**  
8-module (4+4), with  
frame to be completed  
with cover plate,  
Next



**20788...**

## Floor mount turret



■ **V54303**

Floor mount turret for Plana, Arké, Eikon and Neve devices, for installation in V54903 box. Supplied with specific support for installation on floating floors



■ **V54903**

Flush box for floor mount turret - 3 modules. To complete with turret V54303

■ New article, available from July 2019. For information contact the sales network



B.C19018 EN 1903  
8 007352 614970



Viale Vicenza, 14  
36063 Marostica VI - Italy  
Tel. +39 0424 488 600  
Fax +39 0424 488 709  
[www.vimar.com](http://www.vimar.com)