



■ Features :

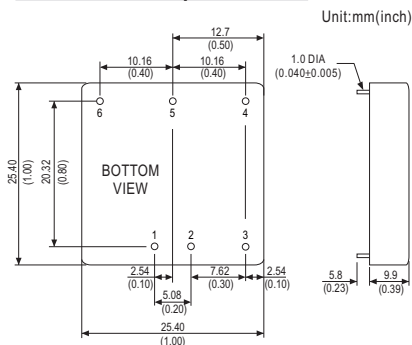
- 1"x1" compact size
- 2:1 wide input range
- High efficiency up to 88%
- 1500VDC I/O isolation
- Built-in remote ON/OFF control
- Built-in trimming output(±10%)
- Built-in EMI filter
- Protections: Short circuit / Overload / Over voltage
- Cooling by free air convection
- Six-sided shield metal case
- 100% burn-in test
- Low cost / High reliability
- Approvals: FCC / CE
- 2 years warranty



SPECIFICATION

ORDER NO.	SKM15A-05	SKM15B-05	SKM15C-05	SKM15A-12	SKM15B-12	SKM15C-12	SKM15A-15	SKM15B-15	SKM15C-15		
OUTPUT	DC VOLTAGE			12V			15V				
	CURRENT RANGE			125 ~ 1250mA			100 ~ 1000mA				
	RATED POWER									15W	
	RIPPLE & NOISE (max.) Note.2			50mVp-p			60mVp-p				
	LINE REGULATION Note.3									±0.5%	
	LOAD REGULATION Note.4									±0.5%	
	VOLTAGE ACCURACY									±2.0%	
	SWITCHING FREQUENCY									400KHz typ.	
	EXTERNAL CAPACITANCE LOAD (max.)									1000uF	
EXTERNAL TRIM Adj. RANGE(Typ.)									±10%		
INPUT	VOLTAGE RANGE									A: 9 ~ 18VDC B: 18 ~ 36VDC C: 36 ~ 75VDC	
	EFFICIENCY (Typ.)									86% 87% 86% 87% 87% 86% 88% 88% 87%	
	DC CURRENT	Full load									1500mA 750mA 380mA 1500mA 750mA 380mA 1500mA 750mA 380mA
		No load									80mA 55mA 35mA 35mA 25mA 15mA 35mA 25mA 15mA
	FILTER									Pi network	
REMOTE CONTROL									Power ON : R.C ~ -Vin > 2.5VDC or open circuit ; Power OFF : R.C ~ -Vin < 0.5VDC or short		
PROTECTION									Fuse recommended		
PROTECTION (Note. 5)	OVER CURRENT									110% ~ 180% rated output power Protection type : Hiccup mode, recovers automatically after fault condition is removed	
	SHORT CIRCUIT									All output equipped with short circuit Protection type : Hiccup mode, recovers automatically after fault condition is removed	
	OVER VOLTAGE									115% ~ 150% rated output voltage Protection type : Clamp by diode, recovers automatically after fault condition is removed	
ENVIRONMENT	WORKING TEMP.									-40 ~ +80°C (Refer to "Derating Curve")	
	WORKING HUMIDITY									20% ~ 90% RH non-condensing	
	STORAGE TEMP., HUMIDITY									-55 ~ +100°C, 10 ~ 95% RH	
	TEMP. COEFFICIENT									±0.03% / °C (0 ~ 50°C)	
	VIBRATION									10 ~ 500Hz, 2G 10min./1cycle, period for 60min. each along X, Y, Z axes	
SAFETY & EMC	SAFETY STANDARDS									EAC TP TC 004 approved	
	WITHSTAND VOLTAGE									I/P-O/P:1.5KVDC	
	ISOLATION RESISTANCE									I/P-O/P: 100M Ohms / 500VDC / 25°C / 70% RH	
	EMC EMISSION									Compliance to EN55032 Class A, FCC part 15 Class A, EAC TP TC 020	
	EMC IMMUNITY									Compliance to EN61000-4-2,3,4,5,6,8, light industry level, criteria A, EAC TP TC 020	
OTHERS	MTBF									400Khrs min. MIL-HDBK-217F(25°C)	
	DIMENSION									25.4*25.4*9.9 mm or 1**1**0.39" inch (L*W*H)	
	WEIGHT									15g	

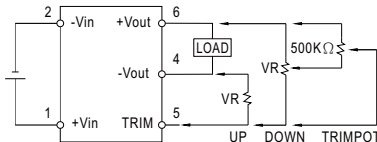
■ Mechanical Specification



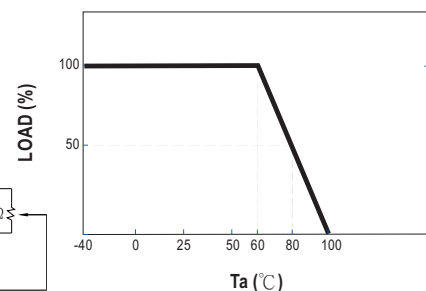
■ Pin Configuration

Pin No.	Output	Pin No.	Output
1	+Vin	4	-Vout
2	-Vin	5	Trim
3	R.C.	6	+Vout

■ External Output Trimming



■ Derating Curve



NOTE

- 1.All parameters are specified at normal input, rated load, 25°C 70% RH ambient.
- 2.Ripple & noise are measured at 20MHz by using a 12" twisted pair terminated with a 0.1uf & 47uf capacitor.
- 3.Line regulation is measured from low line to high line at rated load.
- 4.Load regulation is measured from 10% to 100% rated load.
- 5.Please prevent the converter from operating in overload or short circuit condition for more than 30 seconds.