TEST REPORT: MFM-15-3.3

15W High Reliable Green Medical On Board Type

■ DESIGN VERIFY TEST

- Output Function Test
- Input Function Test
- Protection Function Test
- Control Function Test
- Component Stress Test

■ SAFETY & E.M.C. TEST

- Safety Test
- E.M.C. Test

■ RELIABILITY TEST

- ENVIRONMENT TEST

DESIGN VERIFY TEST
OUTPUT FUNCTION

NO	TEST ITEM	SPECIFICATION	TEST CONDITION	RESULT
1	OUTPUT VOLTAGE TOLERANCE (Max)	V1 : 2.0% ~ -2.0%	I/P : 80VAC / 264VAC O/P: FULL / MINLOAD TA= 25℃	V1: 0.30% ~ -0.30%
2	LINE REGULATION (MAX.)	V1 : 0.5% ~ -0.5%	I/P : 80VAC / 264VAC O/P: FULL LOAD TA : 25℃	V1: 0.00% ~ 0.00%
3	LOAD REGULATION(MAX.)	V1 : 0.5% ~ -0.5%	I/P : 230VAC O/P: MIN LOAD ~ FULL LOAD TA : 25℃	V1: 0.30% ~ -0.30%
4	OVER/UNDERSHOOT TEST	< ±15%	I/P : 230VAC O/P: FULL LOAD TA : 25℃	TEST< 3.0 %
5	RIPPLE & NOISE(Max)	V1 : 150 mVp-p	I/P : 230VAC O/P: FULL LOAD TA : 25℃	V1 : 62.4 mVp-p

high frequency:

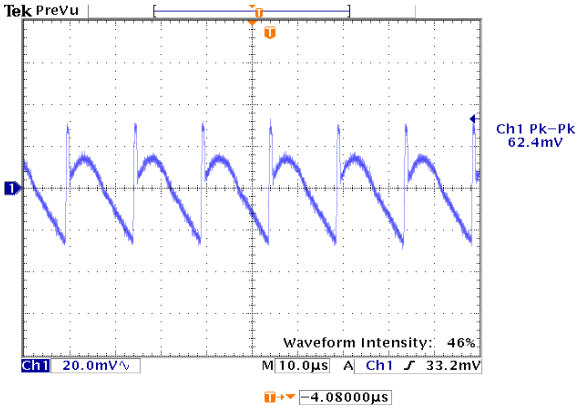

low frequency:

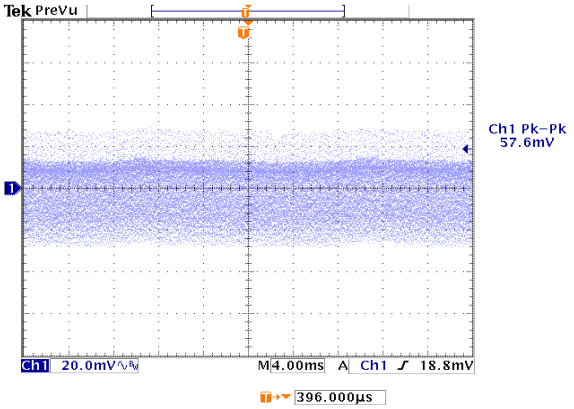

NO	TEST ITEM	SPECIFICATION	TEST CONDITION	RESULT
6	SET UP TIME (MAX.)	230VAC : 1500ms 115VAC : 1500ms	I/P : 230VAC I/P : 115VAC O/P: FULL LOAD TA : 25℃	230VAC : 256ms 115VAC : 184ms

INPUT=230VAC/50HZ @ FULL LOAD
CH1 : Output Voltage CH2 : AC Input Voltage

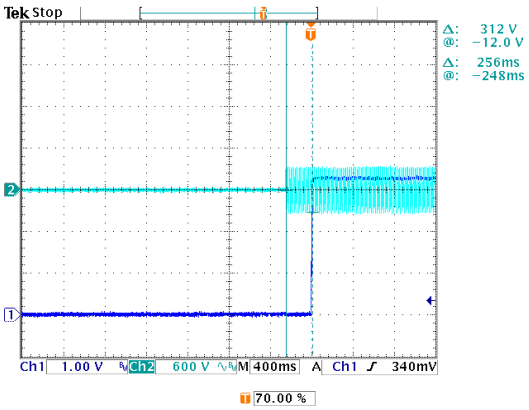

INPUT=115VAC/60HZ @ FULL LOAD
CH1 : Output Voltage CH2 : AC Input Voltage

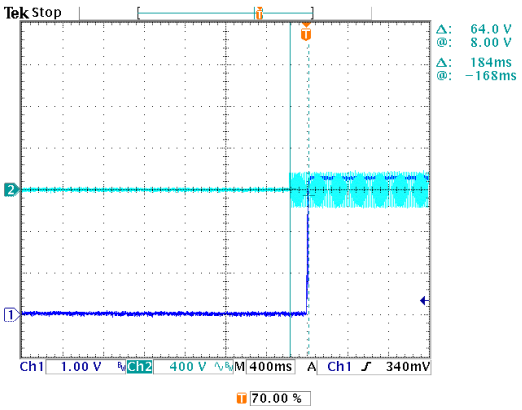

7	RISE TIME (MAX.)	230VAC : 30ms 115VAC : 30ms	I/P : 230VAC I/P : 115VAC O/P: FULL LOAD TA : 25℃	230VAC : 11.2ms 115VAC : 14.6ms

INPUT=230VAC/50HZ @ FULL LOAD
CH1 : Output Voltage

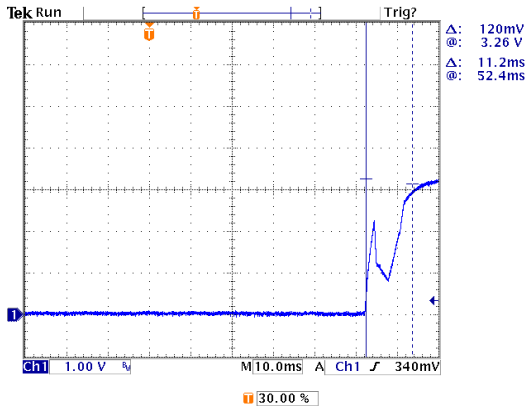

INPUT=115VAC/60HZ @ FULL LOAD
CH1 : Output Voltage

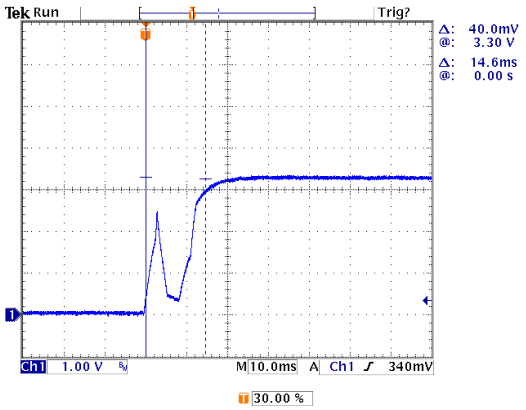

8	HOLD UP TIME (TYP.)	230VAC : 40ms 115VAC : 10ms	I/P : 230VAC I/P : 115VAC O/P: FULL LOAD TA : 25℃	230VAC : 120.0ms 115VAC : 20.0ms

INPUT=230VAC/50HZ @ FULL LOAD
CH1 : Output Voltage CH2 : AC Input Voltage

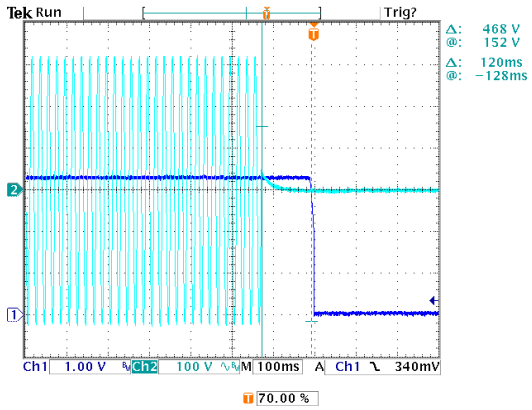

INPUT=115VAC/60HZ @ FULL LOAD
CH1 : Output Voltage CH2 : AC Input Voltage

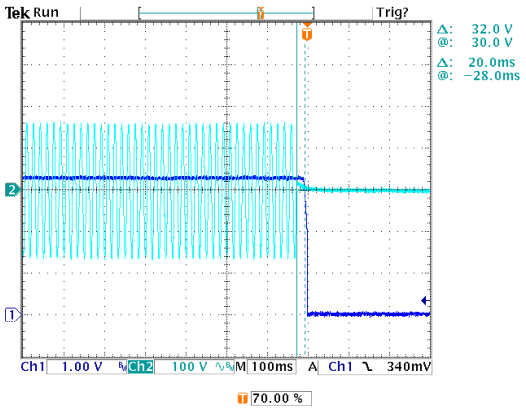

9	DYNAMIC LOAD	V1 : 990 mVp-p	I/P : 230VAC O/P: (1)Full/Min load 50%duty/120HZ (2)Full/Min load 50%duty/1KHZ TA : 25℃	(1). (2). unit:mVp-p V1: 404mv 326mv

FULL /MIN LOAD 50%DUTY / 120HZ

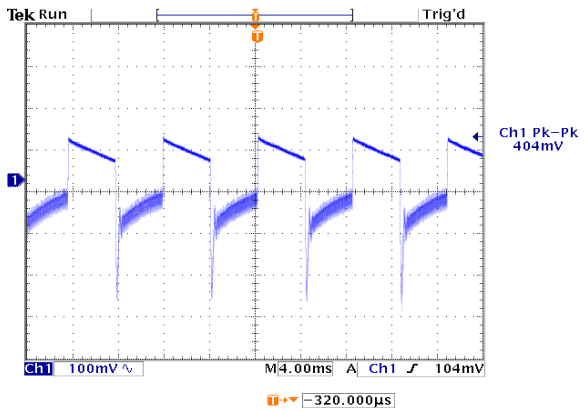

FULL /MIN% LOAD 50%DUTY / 1KHZ

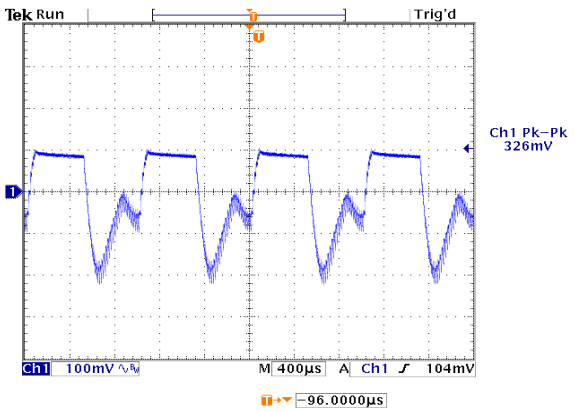

INPUT FUNCTION TEST

NO	TEST ITEM	SPECIFICATION	TEST CONDITION	RESULT
1	INPUT VOLTAGE RANGE	80VAC ~ 264VAC	I/P : TESTING O/P : FULL LOAD Ta : 25℃	75.0VAC ~ 264VAC
			I/P : LOW-LINE = 97VAC HIGH-LINE = 300VAC O/P : FULL/MIN LOAD ON:30 Sec ; OFF:30 Sec 10MIN (POWER ON/OFF NO DAMAGE)	TEST : OK
2	INPUT FREQUENCY RANGE	47HZ ~ 440HZ NO DAMAGE	I/P : 80VAC ~ 264VAC O/P : FULL~MIN LOAD Ta : 25℃	TEST : OK
3	INPUT CURRENT (TYP.)	0.3 / 230VAC 0.6 / 115VAC	I/P : 230VAC I/P : 115VAC O/P: FULL LOAD TA : 25℃	I= 0.1377 / 230VAC I= 0.2164 / 115VAC
4	LEAKAGE CURRENT	< 80.00μA	I/P : 264VAC O/P: MIN LOAD TA : 25℃	Touch current 49.5 μA
5	NO LOAD POWER CONSUMPTION	< 0.1W	I/P : 230VAC O/P: MIN LOAD TA : 25℃	< 0.0612 W
7	EFFICIENCY (TYP.)	83.5%	I/P : 230VAC O/P: FULL LOAD TA : 25℃	86.12 %

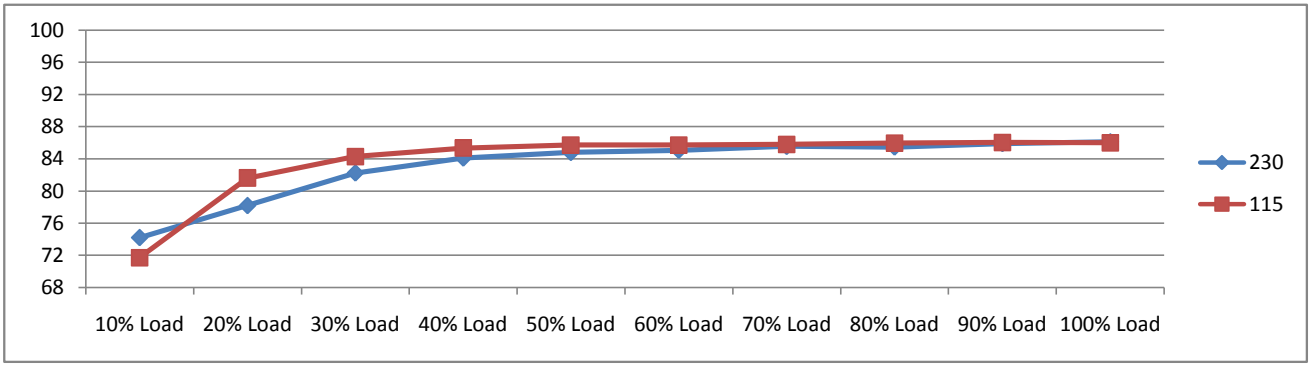

8	INRUSH CURRENT (TYP.)	45A / 230VAC 20A / 115VAC twidth= 555 us measured at 50% Ipeak COLD START	I/P : 230VAC I/P : 115VAC O/P: FULL LOAD TA : 25℃	I= 39.2A / 230VAC I= 18.0A / 115VAC T50= 260.0us / 230VAC

INPUT=230VAC/50HZ @ FULL LOAD	INPUT=115VAC/50HZ @ FULL LOAD
CH2 : AC Input Voltage CH4 : Input current (1V=1A)	CH2 : AC Input Voltage CH4 : Input current (1V=1A)

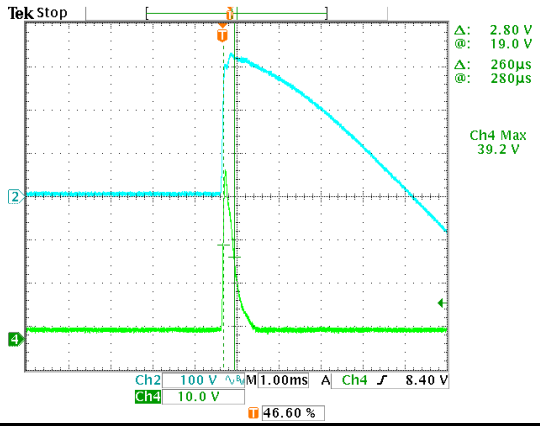

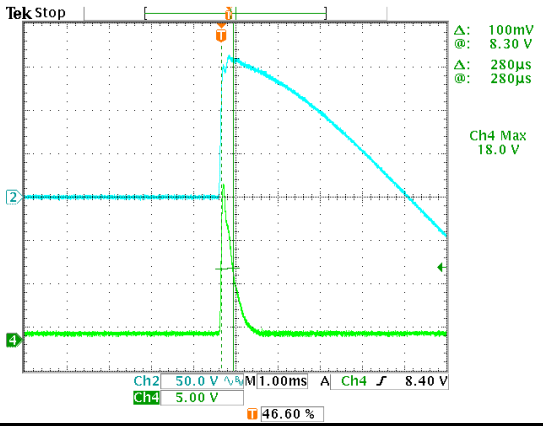

PROTECTION FUNCTION TEST

NO	TEST ITEM	SPECIFICATION	TEST CONDITION	RESULT
1	OVER LOAD PROTECTION	110% ~ 150%	I/P: 264VAC I/P: 230VAC I/P: 100VAC O/P: TESTING TA : 25℃	133.49% 264VAC 129.03% 230VAC 122.09% 100VAC Hiccup Mode
2	OVER VOLTAGE PROTECTION	3.80V ~ 5.00V	I/P: 264VAC I/P: 230VAC I/P: 80VAC O/P: MIN LOAD TA : 25℃	4.40V 264VAC 4.40V 230VAC 4.40V 80VAC Shut off o/p voltage,clamping by zener diode
3	OVER TEMPERATURE PROTECTION	Shut down o/p voltage,recovers automatically after fault condition is removed	I/P: 264VAC I/P: 80VAC O/P: FULL LOAD	O.T.P. Active Shut down o/p voltage,recovers automatically after fault condition is removed
4	SHORT PROTECTION	SHORT EVERY OUTPUT 1 HOUR NO DAMAGE	I/P: 264VAC I/P: 80VAC O/P: FULL LOAD Ta: 25℃	NO DAMAGE Hiccup Mode

COMPONENT STRESS TEST

NO	TEST ITEM	SPECIFICATION	TEST CONDITION	RESULT
1	PWM Power Transistor	U1 Rated : 800V 0.0A	I/P : 267VAC VDS : O/P : (1)Full Load Turn on (2) Output Short (3)Fulll load continue Ta : 25℃	VIN: 267VAC VDS: (1). 520.00V (2). 490.00V (3). 518.00V
2	O/P MOSFET	Q100 Rated : 60V 84.0A	I/P : 267VAC VDS : O/P : (1)Full Load Turn on (2) Output Short (3)Fulll load continue Ta : 25℃	Q100 VDS : (1). 28.40V (2). 25.60V (3). 28.40V
3	Input Capacitor	C5 Rated : 33uf 400V	I/P : 267VAC O/P : (1)Full Load Turn on /Off (2)Min load Turn on /Off (3)Full Load /Min load Change (4)Full Load Continue Ta : 25℃	(1). 384.00V (2). 382.00V (3). 382.00V (4). 380.00V
4	Control IC	U1 Rated : 24V (max) 10.5 (min) U100 Rated : 27 -0.3	I/P : 267VAC O/P : (1)Full Load (2)Output Short (3)O.L.P (4)Low Line No Load Vo(min) Ta : 25℃	U1 U100 (1). 21.20V 9.92V (2). 16.10V 3.84V (3). 19.90V 10.00V (4). 17.20V 6.52V
9	Clamp Diode	D1 Rated : 1000V 1.0A	I/P : 267VAC O/P : (1)Dynamic Load Full/Min Load (2)Fulll load continue Ta : 25℃	(1). 432.00V (2). 432.00V

■SAFETY & E.M.C. TEST

SAFETY TEST

NO	TEST ITEM	SPECIFICATION	TEST CONDITION	RESULT
1	WITHSTAND VOLTAGE	I/P-O/P : 4.000KVAC /min	I/P-O/P: 4.400KVAC /min Ta : 25℃	I/P-O/P: 0.89mA NO DAMAGE
2	ISOLATION RESISTANCE	I/P-O/P : 500VDC>100MΩ	I/P-O/P: 500VDC Ta : 25℃/70%RH	I/P-O/P: 9999.0MΩ NO DAMAGE

E.M.C. TEST

NO	TEST ITEM	SPECIFICATION	TEST CONDITION	RESULT
1	HARMONIC	EN61000-3-2 CLASS A	I/P : 230VAC /50HZ O/P : FULL LOAD Ta : 25℃	PASS

2	CONDUCTION	EN55011 CLASS B	I/P : 230VAC /50HZ O/P : FULL LOAD / 50% LOAD Ta : 25℃	PASS Test by certified Lab
3	RADIATION	EN55011 CLASS B	I/P : 230VAC /50HZ O/P : FULL LOAD Ta : 25℃	PASS Test by certified Lab
4	E.S.D	EN61000-4-2 MEDICAL AIR: 15KV / Contact: 8KV	I/P : 230VAC /50HZ O/P : FULL LOAD Ta : 25℃	CRITERIA A
5	E.F.T	EN61000-4-4 MEDICAL INPUT: 2KV	I/P : 230VAC /50HZ O/P : FULL LOAD Ta : 25℃	CRITERIA A
6	SURGE	EN61000-4-5 MEDICAL L-N:1KV	I/P : 230VAC /50HZ O/P : FULL LOAD Ta : 25℃	CRITERIA A

RELIABILITY TEST

NO	TEST ITEM	SPECIFICATION	TEST CONDITION	RESULT
1	TEMPERATURE RISE TEST	MODEL : MFM-15-5 1. ROOM AMBIENT BURN-IN : 1.0hrs IP: 230VAC O/P: 100% LOAD TA= 24.5℃ 2. HIGH AMBIENT BURN-IN : 1.0hrs IP: 230VAC O/P: 100% LOAD TA= 45.8℃		
2	OVER LOAD BURN-IN TEST	NO DAMAGE 1 HOUR (MIN)	I/P : 230VAC O/P : 130.00% LOAD Ta : 25℃	TEST : OK
3	LOW TEMPERATURE TURN ON TEST	NO DAMAGE 1 HOUR (MIN)	I/P : 264VAC / 100VAC O/P : FULL LOAD Ta : -35.0℃	TEST : OK
4	HIGH HUMIDITY HIGH TEMPERATURE HIGH VOLTAGE TEST	AFTER 12 HOURS IN CHAMBER ON CONTROL 50℃ NO DAMAGE	I/P : 272VAC O/P : FULL LOAD Ta : 50℃ HUMIDITY= 95.0% RH	TEST : OK
5	TEMPERATURE COEFFICIENT	±0.03% /(0℃~55℃)	I/P : 230VAC O/P : FULL LOAD	±0.0094% /(0℃~55℃)
6	STORAGE TEMPERATURE TEST	1. Thermal shock Temperature : -40℃ ~ +95℃ 2. Temperature change rate : 25℃ / MIN 3. Dwell time low and high temperature : 30 MIN/EACH 4. Total test cycle : 10 CYCLE 5. Input/Output condition : STATIC		TEST : OK
7	THERMAL SHOCK TEST	1. Thermal shock Temperature : -40℃ ~ +55℃ 2. Temperature change rate : 25℃ / MIN 3. Dwell time low and high temperature : 30 MIN/EACH 4. Total test cycle : 16 CYCLE 5. Input/Output condition : 230VAC Full Load AC ON/OFF test turn on 3sec ; turn off 1sec @ 15CYCLE 230VAC Full Load AC ON turn on continue @ 1CYCLE		TEST : OK

NO.	Position	ROOM AMBIENT 24.5℃	HIGH AMBIENT Ta: 45.8℃
1	LF1	56.5℃	74.2℃
2	C6	67.8℃	86.0℃
3	C5	69.1℃	88.1℃
4	U1	97.7℃	116.1℃
5	T1	77.8℃	95.5℃
6	C105	56.8℃	76.3℃
7	Q100	74.9℃	93.8℃
8	BD1	69.3℃	87.2℃
9	C1	49.0℃	66.1℃
10	L100	70.8℃	90.6℃
60	TA	24.5℃	45.8℃

8	VIBRATION TEST	1 Carton & 1 Set (1) Waveform： Sine Wave (2) Frequency：10~500Hz (4) Acceleration： 5G (5) Test Time： 60 min in each axis (X.Y.Z) (6) Ta：25℃	TEST：OK
9	CAPACITOR LIFE CYCLE	:SUPPOSE C105 IS THE MOST CRITICAL COMPONENT (1) I/P： 230VAC O/P：FULL LOAD Ta= 25.0℃ LIFE TIME (2) I/P： 230VAC O/P：FULL LOAD Ta= 50.0℃ LIFE TIME (3) I/P： 230VAC O/P：75% LOAD Ta= 50.0℃ LIFE TIME (4) I/P： 230VAC O/P：50% LOAD Ta= 50.0℃ LIFE TIME	(1). 311646.7 HRS (2). 62375 HRS (3). 122749.4 HRS (4). 158279.6 HRS
10	MTBF	Conducted by Parts Stress Analysis Prediction 1210K hrs min. MIL-HDBK-217F (25℃)	
11	DMTBF /Accelerated Life test	Demonstration Mean Time Between Failure (Expected Life): Above 30000HRS @ TA 50℃	

TEST RESULT	TESTER	REVIEW	APPROVAL
PASS	LIUTT		WANGDZ