

LED Intelligent Driver

- Dimming interface: 0-10V(1-10V/10V PWM/RX), Push DIM
- Built-in SCM, dimming curve and smoothing time of power on can be customized.
- Automatic recognition of 0-10V, 1-10V input signal.
- 0-100% flicker-free, achieve the level of exemption assessment.
- Dimming range from 0-100%, LED start at 0.1% possible.
- Short circuit / Over-heat / Over load protection, recover automatically.
- Class 2 power supply. Full protective plastic housing.
- Compliant with Safety Extra Low Voltage standard.
- Suitable for indoor I / II/III type lamps application.



5 in 1 dimming

0-10V
1-10V
10V PWM
RX
Push DIM

Dimmable:

0.1%-100%

Flicker-free

High frequency exemption level.

SELV



RoHS



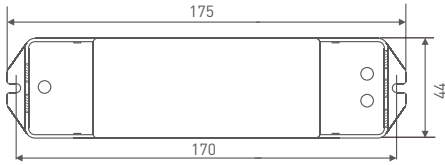
Specification

Model	AD-36-12-F1P1	AD-36-24-F1P1	
OUTPUT	Output Voltage	12Vdc	24Vdc
	Output Voltage Range	12Vdc \pm 0.5Vdc	24Vdc \pm 0.5Vdc
	Output Current	Max. 3A	Max. 1.5A
	Output Power	Max. 36W	
	Output Power Range	0-36W	
	Strobe Level	High frequency exemption level.	
	Dimming Range	0-100%, dimming depth: Max. 0.1%	
	Overload Power Limitation	\geq 102%	
INPUT	Dimming Interface	0-10V (1-10V/10V PWM/RX), Push DIM	
	Input Voltage	100-240Vac	
	Frequency	50/60Hz	
	Input Current	115Vac \leq 0.8A, 230Vac \leq 0.4A	
	Efficiency(typ.)	85%	86%
	Inrush Current(typ.)	Cold start 20A at 230Vac	
	Anti Surge	L-N:1KV	
	Leakage Current	<0.5mA/230Vac	
ENVIRONMENT	Working Temperature	ta: -30°C ~ 55°C tc: 70°C	
	Working Humidity	20 ~ 95%RH, non-condensing	
	Storage Temp., Humidity	-40°C ~ 80°C, 10-95%RH	
	Temp. Coefficient	\pm 0.03%/°C (0-50°C)	
Vibration	10-500Hz, 2G 12min./1cycle, period for 72min. each along X, Y, Z axes.		
PROTECTION	Over-heat Protection	Intelligently adjusting or turning off the output current if the PCB temperature \geq 110°C, auto recovers.	
	Over Load Protection	Shut down the output when current load \geq 102%, auto recovers.	
	Short Circuit Protection	Shut down automatically if short circuit occurs, auto recovers.	
SAFETY & EMC	Withstand Voltage	I/P-O/P: 3750Vac	
	Isolation Resistance	I/P-O/P: 100M Ω /500VDC/25°C/70%RH	
	Safety Standards	IEC/EN61347-1, IEC/EN61347-2-13	
	Strobe Test Standard	IEEE 1789	
OTHERS	Dimension	175x44x30mm(LxWxH)	
	Packing	178x48x33mm(LxWxH)	
	Weight(G.W.)	190g \pm 10g	

* The driver is suitable for connecting resistor current-limiting LED fixture (e.g. LED strip). The instantaneous surge current will be several times increased if connecting built-in constant current IC current-limiting LED fixtures, the driver will activate the overloaded protection (hiccups flickering). When you order, please remark controlling the constant current LED fixture (e.g. MR16 lamp, underground light, LED wall washer, constant current LED strip, etc.), then we can prepare the special programs.

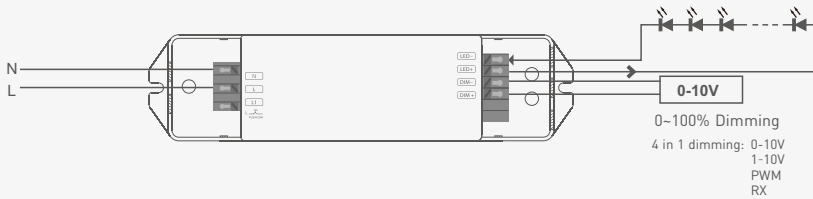
Dimensions

Unit: mm

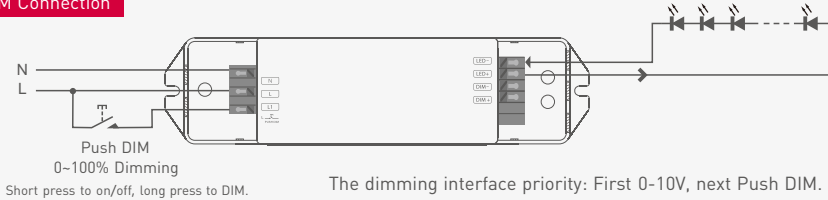


Wiring Diagram

0-10V Connection



Push DIM Connection



Push Dimming



Reset switch

- On/off control: Short press.
- Stepless dimming: Long press.
- With every other long press, the light level goes to the opposite direction.
- Dimming memory: Brightness will be the same as previously adjusted when turning off and on again.

*No further notice if any changes in the manual.
Product function depends on the goods.
Please feel free to contact our official distributor if any question.