

LED Intelligent Driver

- Dimming interface: DALI.
- T-PWM™ digital dimming.
- Dimming range: 0-100%, LED start at 0.01% possible.
- DALI dimming curve: liner curve or logarithmic curve.
- 0-100% flicker-free (IEEE 1789 standard).
- Innovative thermal management technology, intelligent power life protection.
- Over-heat / Over voltage / Over load / Short circuit protection, recover automatically.
- DALI bus standard: IEC62386-101,102, 207.
- Suitable for internal lights application for I/II/III.
- 5 years warranty (Rubycon capacitor).

T-PWM™

Super depth dimming technology

Flicker-free

IEEE 1789

Dimmable:
0.01-100%



TUV Certificate No. B 001119 0007 Rev. 00
 CB Certificate No. SG PSB-LE-01925
 RCM Certificate No. RCMP19279 001
 CE EMC Certificate No. BSTXD190412501201EC
 LVD Certificate No. BST1904125012015C
 CCC Certificate No. 2019011002209509

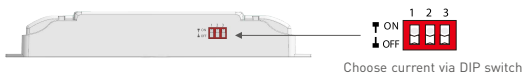


Specification

Model	SE-10-350-700-W1D	SE-12-100-400-W1D	SE-12-350-700-W1D	
OUTPUT	Output Voltage	2-12Vdc	10-42Vdc	10-24Vdc
	Max Output Voltage	20Vdc	50Vdc	35Vdc
	Output Current	350-700mA	100-400mA	350-700mA
	Output Power Range	0.7W-8.4W	1W-12W	3.5W-12W
	Strobe Level	Almost flicker-free / High frequency exemption assessment level.		
	Dimming Range	0-100%, 0.01% dimming depth.		
	LF current ripple(<120Hz)	<2%		
	Current Accuracy	±5%		
Ripple & Noise	≤2V			
PWM Dimming Frequency	≤3600Hz			
INPUT	Dimming Interface	DALI		
	Input Voltage	100-240Vac		
	Frequency	50/60Hz		
	Input Current	0.15A@115Vac, 0.1A@230Vac	0.25A@115Vac, 0.15A@230Vac	
	Power Factor	PF>0.95/115Vac, PF>0.80/230Vac, at full load	PF>0.97/115Vac, PF>0.85/230Vac, at full load	
	Efficiency	75%	80%	78%
	Inrush Current[typ.]	Cold start 5A at 230Vac		
	Anti Surge	L-N: 1kV		
Leakage Current	<0.35mA/230Vac	<0.5mA/230Vac		
ENVIRONMENT	Working Temperature	ta: -30°C ~ 50°C tc: 75°C		
	Working Humidity	20 ~ 95%RH, non-condensing		
	Storage Temp., Humidity	-40°C ~ 80°C, 10-95%RH		
	Temp. Coefficient	±0.03%/°C [0-50°C]		
	Vibration	10-500Hz, 2G 12min./1cycle, period for 72min. each along X, Y, Z axes.		
PROTECTION	Over-heat Protection	Intelligently adjusting or turning off the output current if the PCB temperature ≥110°C, auto recovers.		
	Over Load Protection	Shut down the output when current load ≥102%, auto recovers.		
	Short Circuit Protection	Shut down automatically if short circuit occurs, auto recovers.		
SAFETY & EMC	Withstand Voltage	I/P-O/P: 3750Vac		
	Isolation Resistance	I/P-O/P: 100MΩ/500VDC/25°C/70%RH		
	Safety Standards	IEC/EN61347-1, IEC/EN61347-2-13		
	EMC Emission	EN55015, EN61000-3-2 Class C, IEC61000-3-3		
	EMC Immunity	EN61000-4-2,3,4,5,6,8,11 EN61547		
Strobe Test Standard	IEEE 1789			
OTHERS	Dimension	135×30×20mm[L×W×H]		
	Packing	140×34×23mm[L×W×H]		
	Weight(G.W.)	80g±10g		

LED current selection

DIP switch for multi optional currents' quick selection (see the table below).



SE-10-350-700-W1D	DIP Switch	⬇⬇⬇	⬇⬇⬆	⬇⬆⬆	⬆⬆⬆	⬆⬆⬇	⬆⬆⬆	⬆⬆⬆	⬆⬆⬆	⬆ ON ⬇ OFF
	Output Current	350mA	400mA	450mA	500mA	550mA	600mA	650mA	700mA	
	Output Voltage	2-12V	2-12V	2-12V	2-12V	2-12V	2-12V	2-12V	2-12V	
	Output Power	0.7-4.2W	0.8-4.8W	0.9-5.4W	1-6W	1.1-6.6W	1.2-7.2W	1.3-7.8W	1.4-8.4W	

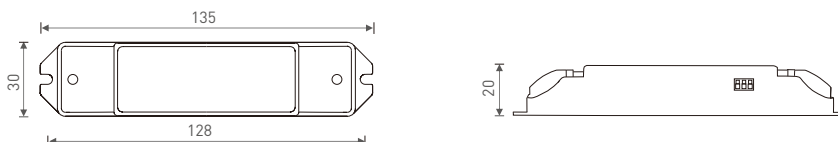
SE-12-100-400-W1D	DIP Switch	⬇⬆⬆	⬆⬆⬇	⬆⬆⬆	⬆⬆⬇	⬆⬆⬆	⬆⬆⬆	⬆⬆⬆	⬆ ON ⬇ OFF
	Output Current	100mA	150mA	200mA	250mA	300mA	350mA	400mA	
	Output Voltage	10-42V	10-42V	10-42V	10-42V	10-40V	10-34V	10-30V	
	Output Power	1-4.2W	1.5-6.3W	2-8.4W	2.5-10.5W	3-12W	3.5-12W	4-12W	

SE-12-350-700-W1D	DIP Switch	⬇⬇⬇	⬇⬆⬆	⬆⬆⬇	⬆⬆⬆	⬆⬆⬇	⬆⬆⬆	⬆⬆⬆	⬆ ON ⬇ OFF	
	Output Current	350mA	400mA	450mA	500mA	550mA	600mA	650mA		700mA
	Output Voltage	10-24V	10-24V	10-24V	10-24V	10-22V	10-20V	10-18.5V		10-17V
	Output Power	3.5-8.4W	4-9.6W	4.5-10.8W	5-12W	5.5-12.1W	6-12W	6.5-12W		7-12W


* Please choose the current value when the driver is power off.

Dimensions

Unit : mm



Wiring diagram



* No further notice if any changes in the manual.
Product function depends on the goods.
Please feel free to contact your supplier if any question.